

**LEHIGH COUNTY, PENNSYLVANIA
DEPARTMENT OF COMMUNITY & ECONOMIC DEVELOPMENT
17 SOUTH SEVENTH STREET, ROOM 519, ALLENTOWN, PA 18101
COMMUNITY DEVELOPMENT BLOCK GRANT (CDBG) PROGRAM**

**FY 2019
CONSOLIDATED ANNUAL PERFORMANCE
AND EVALUATION REPORT (CAPER)
in Accordance with the HUD Guidelines for the
Community Development Block Grant**

Frank Kane, Director



Table of Contents

A. CR-00 - Executive Summary (attachment).....

B. CR-05 - Goals and Outcomes

C. CR-10 - Racial and Ethnic composition of families assisted

D. CR-15 - Resources and Investments 91.520(a)

E. CR-20 - Affordable Housing 91.520(b)

F. CR-25 - Homeless and Other Special Needs 91.220(d, e); 91.320(d, e); 91.520(c)

G. CR-30 - Public Housing 91.220(h); 91.320(j)

H. CR-35 - Other Actions 91.220(j)-(k); 91.320(i)-(j)

I. CR-40 - Monitoring 91.220 and 91.230

J. CR-45 - CDBG 91.520(c)

K. CR-50 - Section 3 Report

L. CR-55 - IDIS Reports (attachment).....

M. CR-60 - Fair Housing (attachment).....

N. CR-65 - Citizen Participation (attachment).....

CR-00 - Executive Summary

In accordance with the Federal regulations found in 24 CFR Part 570, Lehigh County, Pennsylvania has prepared this Consolidated Annual Performance and Evaluation Report (CAPER) for the period of October 1, 2019 to September 30, 2020. This is Lehigh County’s 13th CDBG program year as a federal entitlement community. Lehigh County became a federal entitlement community receiving Community Development Block Grant (CDBG) funds from the U.S. Department of Housing and Urban Development (HUD) in 2007. The first Consolidated Plan was prepared for the program years FY 2007 through FY 2011. The second Consolidated Plan was for FY 2012 through FY 2018, which included 2 additional years which was supported and approved by HUD. The current Consolidated Plan, for FY 2019 through FY 2023, sets the current priorities for the use of CDBG funding. The Consolidated Plan allows a community to take a comprehensive approach to use resources granted to the community by HUD. Yearly, Lehigh County submits an Annual Action Plan containing the proposed activities outlining the use of CDBG funds for the upcoming program year. The Annual Action Plan relates the activities to goals and objectives outlined in the Five-Year Consolidated Plan. This Consolidated Annual Performance and Evaluation Report (CAPER) describes the accomplishments for the current fiscal year and over the previous years of the Consolidated Plan. This CAPER describes the accomplishments of one year (FY 2019), being that FY 2019 is the first year of the Consolidated Plan. The CAPER describes the activities undertaken during this time period for funding from the U.S. Department of Housing and Urban Development (HUD) under the CDBG Program. The projects/activities and accomplishments described in this CAPER principally benefit low- and moderate-income persons and the funding has been targeted to neighborhoods where there is the highest percentage of low- and moderate-income residents in Lehigh County.

The FY 2019 “draft CAPER” was made available for public review and comment for a 15-day period beginning March 10, 2021 and ending on March 24, 2021. The availability for review of the “draft CAPER” was advertised in the local newspaper and the CAPER was on display at <http://www.lehighcounty.org/Departments/Community-Economic-Development> and in the lobby of the Lehigh County Government Center (17 South 7th Street, Allentown). Lehigh County received no public comments on the draft FY 2019 CAPER.

The following is the overall program narrative based on the Five-Year Consolidated Plan and FY 2019 Annual Action Plan.

Grants Received –

Lehigh County has received the following grant amounts during the time period of October 1, 2019 through September 30, 2020:

Entitlement Grants	\$ 1,227,196.00	CDBG
Program Income Received	\$ 0	CDBG
During 2019 Program Year		
Total Available:	\$ 1,227,196.00	

This includes only grants received, with amended annual plans to reflect such amounts, during October 1, 2019 through September 30, 2020. Previous year’s grants, as well as funding amended to plans after September 30, 2020, are not included.

Funds Expended –

Amounts shown below are funds that were expended during the time period of October 1, 2019 through September 30, 2020. These expenditures consist of current and previous years' funds that were expended.

Community Development Block Grant (CDBG): **\$ 445,846**

Type of Activity:	Expenditure:	Percentage:
Housing	\$ 130,774.73	29.33%
Public Facilities and Improvements	\$ 60,000.00	13.46%
Public Services	\$ 91,324.04	20.48%
General Administration and Planning	\$ 163,747.23	36.73%
TOTALS:	\$ 445,846.00	100.00%

(Source: PR54 for PY 2019)

Regulatory Caps and Set-Asides –

Lehigh County's program administration expenditures were within the regulatory cap for the CDBG program. This is shown in the following:

FY 2019 Entitlement Grants	\$ 1,216,119.00
FY 2019 Program Income	\$ 0.00
Amount Subject to Cap	\$ 1,248,443.80
Administrative Cap Allowance	20.00%
Maximum Allowable Expenditures	\$ 243,223.80
Administrative Disbursed in IDIS	\$ 163,747.23
Total Administrative Obligations	\$ 163,747.23
Administrative Percentage:	13.46%

Lehigh County's CDBG Program administrative obligation for this reporting period was \$163,747.23, which is equal to the 13.46% and less than the 20.00% cap on administrative expenditures.
(Source: PR26 – CDBG Financial Summary Report for PY 2019)

CDBG Public Service Activity Cap –

FY 2019 Entitlement Grant	\$ 1,216,119.00
Prior Year Program Income	\$ 21,247.80
Public Service Cap Allowance	15.00%
Maximum Allowable Expenditures	\$ 185,605.02
Total Public Services Funds Disbursed in IDIS	\$ 91,324.04
Total Public Services Obligations	\$ 91,324.04
Public Service Percentage:	7.38%

Lehigh County obligated \$91,324.04 in funds for public services, which was 7.38% of the allowable expenditures that include the FY 2019 Entitlement Grant. *This was under the 15% cap on expenditures for public services.*
(Source: PR26 – CDBG Financial Summary Report for PY 2019)

Five Year Consolidated Plan Strategies and Goals:

During the FY 2019 CAPER period, the County addressed the following priority need categories identified in its Five-Year Consolidated Plan:

GOAL: HOUSING – HSS

Improve, preserve, and expand the supply of affordable housing for low- and moderate-income persons and families in Lehigh County.

HSS-1: Home Ownership

Lehigh County did not fund any projects/activities during this CAPER period.

HSS-2: Mixed Income Housing

Lehigh County did not fund any projects/activities during this CAPER period.

HSS-3: Retain Existing Housing Stock

The County met this goal in FY 2019 by funding the following activity:

- **Countywide Housing Rehabilitation – Housing Rehabilitation Financing - \$200,000.00** – The County assisted 7 families with CDBG-funded owner-occupied housing rehabilitation.
- **Alliance for Building Communities, Inc. (ABC) – Mountain View Rehabilitation - \$143,000.00**– The project was not completed by the end of the CAPER period. The project will be completed during the FY 2019 CAPER period.
- **Lehigh Valley Community Land Trust (LVCLT) - Housing Rehabilitation and Resale - \$75,000.00**– The project was not completed by the end of the CAPER period. The project will be completed during the FY 2019 CAPER period.

HSS-4: Housing Construction

Lehigh County did not fund any projects/activities during this CAPER period.

HSS-5: Revitalization

Lehigh County did not fund any projects/activities during this CAPER period.

HSS-6: Fair Housing

- **North Penn Legal Services - LMI Legal Aide - \$10,000.00** - NPLS provided 38 households and 71 persons with free Fair Housing legal aide, especially to negate housing discrimination, over the course of the program.

HSS-7: Housing Support

- **Lehigh Valley Center for Independent Living - People Living in Accessible Community Environments (PLACE) Program - \$15,062.00** - LVCIL served 58 persons and 33 households with this grant which provided housing search assistance, supports coordination and case management. LVCIL also held monthly consumer workshops during the year.

GOAL: HOMELESS – HOM

Improve the living condition and services for homeless persons and families in Lehigh County.

HOM-1 Housing

The County met this goal in FY 2019 via the following activity:

- Lehigh County funded \$75,000 to the Allentown Housing Authority via the 2019 Affordable Housing Trust Fund in support of the redevelopment of the Little Lehigh affordable housing project.

HOM-2 Operation/Support

The County met this goal in FY 2019 via the following activity:

- Lehigh County applied for 2019 Emergency Solutions Grants, as well as ESG-CV, through the Pennsylvania Department of Community & Economic Development. These applications supported sheltering operations and street outreach projects.

HOM-3: Homelessness Prevention

The County met this goal in FY 2019 by funding the following activities:

- **North Penn Legal Services – Fair Housing Legal Aide - \$10,000** - North Penn Legal Services assisted 47 persons living in Lehigh County eligible areas with advice, referrals, advocacy, and other Fair Housing-related legal aide to low- and moderate-income people, as well as completed multiple Fair Housing outreach sessions to housing professionals and community service agencies.
- **Catholic Charities – Self-sufficiency Program - \$29,700** – Catholic Charities assisted fifteen (15) households and thirty-five (35) persons with this grant, which provided up to 3 months of rental assistance.
- Lehigh County applied for 2019 Emergency Solutions Grants, as well as ESG-CV, through the Pennsylvania Department of Community & Economic Development. These applications supported homelessness prevention.

GOAL: OTHER SPECIAL NEEDS STRATEGY – SNS

Improve, preserve, and expand facilities for persons with special needs and the disabled in Lehigh County.

SNS-1: Housing

Lehigh County did not fund any projects/activities during this CAPER period.

SNS-2: Social Services

- **Lehigh Valley Center for Independent Living - People Living in Accessible Community Environments (PLACE) Program - \$15,062.00** - LVCIL served 58 persons and 33 households with this grant which provided housing search assistance, supports coordination and case management. LVCIL also held monthly consumer workshops during the year.

SNS-3: Accessibility

The County met this goal by funding the following activity in FY 2019:

- Lehigh County initiated the Accessibility and Rehabilitation Improvements for the Elderly Program (ARIE). Although construction projects were not finished in FY 2019, 6 projects were initiated and will be reported on in the FY 2020 CAPER.

GOAL: NON-HOUSING COMMUNITY DEVELOPMENT – CDS

Improve, preserve, and create new public and community facilities, infrastructure, and public services to ensure the quality of life for all residents of Lehigh County.

CDS-1: Community Facilities

The County met this goal by funding the following activities in FY 2019:

- **Slatington Borough – Renovation of Memorial Park - \$98,085** - The work included the construction of additional parking, including one handicap accessible spot, one ADA curb ramp and sidewalk with detectable warning surface, storm water controls, and lighting improvements.

CDS-2: Infrastructure

The County met this goal by funding the following activities in FY 2019:

- **Fountain Hill Borough – Street Reconstruction - \$284,050** – Project construction included the reconstruction of a portion of Stanley Avenue and Hoffert Street.
- **Salisbury Township – Sanitary Sewer Rehabilitation - \$90,799** – Project construction was not completed during FY 2019 CAPER.

CDS-3: Public Services

The County met this goal by:

- **Catholic Charities - Self-sufficiency & Intervention Program - \$29,700.00** - Catholic Charities assisted 13 households and 26 persons with this grant, which provided up to 3 months of rental assistance to prevent eviction.
- **Communities in Schools of the Lehigh Valley - School-to-career Program - \$25,000.00** - Communities in Schools of the Lehigh Valley assisted 21 students by enrolling them in the program and educating them on soft-skills to improve their employability.
- **Lehigh Carbon Community College Foundation – ESL for Communication Success - \$6,000** – 21 individuals received services to improve their English reading, writing, and casual speaking abilities.
- **Lehigh Valley Center for Independent Living - People Living in Accessible Community Environments (PLACE) Program - \$15,062.00** - LVCIL served 58 persons and 33 households with this grant which provided housing search assistance, supports coordination and case management. LVCIL also held monthly consumer workshops during the year.
- **The Literacy Center - Adult Literacy Instruction - \$15,000.00** – Literacy Center assisted thirty (30) students with literacy instruction.
- **Meals on Wheels of Lehigh County - Meal Preparation and Delivery - \$20,000.00** – 57 households of homebound seniors and adults with disabilities received meals subsidized by CDBG.
- **North Penn Legal Services - LMI Legal Aide - \$10,000.00** - NPLS provided 38 households and 71 persons with free Fair Housing legal aide, especially to negate housing discrimination, over the course of the program.

CDS-4: Accessibility

The County met this goal by:

- **Emmaus Borough – Curb Cuts - \$34,700.00** - Project construction included 11 new handicap curb ramps.
- **Whitehall Township – Curb Cuts - \$113,400** – Project included 17 new handicap curb ramps.
- **Macungie Borough - Curb Cuts - \$11,600.00** - Project construction was not completed by the end of the CAPER period. The project will be completed during the FY 2019 CAPER period.

CDS-5: Public Safety

Lehigh County did not fund any projects/activities during this CAPER period.

CDS-6: Clearance

Lehigh County did not fund any projects/activities during this CAPER period.

CDS-7: Public Transit

Lehigh County did not fund any projects/activities during this CAPER period.

GOAL: ECONOMIC DEVELOPMENT STRATEGY - EDS

Increase and promote job creation, job retention, self-sufficiency, education, job training, technical assistance, and economic empowerment of low- and moderate-income residents of Lehigh County.

EDS-1: Employment

Lehigh County did not fund any projects/activities during this CAPER period.

EDS-2: Financial Assistance

Lehigh County did not fund any projects/activities during this CAPER period.

EDS-3: Revitalization

Lehigh County did not fund any projects/activities during this CAPER period.

EDS-4: Financial Incentives

Lehigh County did not fund any projects/activities during this CAPER period.

Program Targeting–

In FY 2019, Lehigh County expended Community Development Block Grant (CDBG) funding to address low- and moderate income needs in the community. 78.73% of expenditures assisted low- and moderate-income persons and households either directly or on an area basis.

(Source: PR54 for PY 2019)

Amendment –

In FY 2019, Lehigh County determined that it was necessary to modify the previously approved FY 2017 Community Development Block Grant (CDBG) Program years' budgets in order to reallocate funds.

The amendments to FY 2017 CDBG Annual Action Plans were proposed as follows. No comments from the public were received.

- **Blighted Properties Fund** – Demolition and Clearance - Allocation decreased from \$100,000 to \$50,000.
- **Community Action Committee of the Lehigh Valley / Lehigh Valley Community Land Trust** – Rehab and Resale - \$0 to \$50,000

CR-05 - Goals and Outcomes

Progress the jurisdiction has made in carrying out its strategic plan and its action plan. 91.520(a)

This could be an overview that includes major initiatives and highlights that were proposed and executed throughout the program year.

This is Lehigh County's first year of the 2019-2023 Consolidated Plan designed to address the housing and non-housing needs of County residents. This year's CAPER reports on the actions and achievements the County accomplished in fiscal year 2019.

The CAPER for the FY 2019 Annual Action Plan for Lehigh County encompasses the County's CDBG Program and outlines which activities the County undertook during the program year beginning October 1, 2019 and ending September 30, 2020. The Lehigh County Department of Community and Economic Development is the lead entity and administrator for the CDBG funds.

The CDBG Program and the activities outlined in this first year of the new consolidated plan principally benefited low- and moderate-income persons and funding was targeted to communities where there is the highest percentage of low- and moderate-income residents.

Comparison of the proposed versus actual outcomes for each outcome measure submitted with the consolidated plan and explain, if applicable, why progress was not made toward meeting goals and objectives. 91.520(g)

Categories, priority levels, funding sources and amounts, outcomes/objectives, goal outcome indicators, units of measure, targets, actual outcomes/outputs, and percentage completed for each of the grantee's program year goals.

Goal	Category	Source / Amount	Indicator	Unit of Measure	Expected – Strategic Plan	Actual – Strategic Plan	Percent Complete	Expected – Program Year	Actual – Program Year	Percent Complete
APM-1 Coordination	Non-Housing Community Development administrative management	CDBG: \$	Other	Other	5	0	0.00%	1	0	0.00%
APM-2 Planning	Non-Housing Community Development administrative management	CDBG: \$	Other	Other	5	0	0.00%	1	0	0.00%
CDS-1 Community Facilities	Non-Housing Community Development	CDBG: \$	Public Facility or Infrastructure Activities other than Low/Moderate Income Housing Benefit	Persons Assisted	20265	1810	8.93%	4265	1810	42.44%
CDS-1 Community Facilities	Non-Housing Community Development	CDBG: \$	Other	Other	5	0	0.00%	1	0	0.00%
CDS-2 Infrastructure	Non-Housing Community Development	CDBG: \$	Public Facility or Infrastructure Activities other than Low/Moderate Income Housing Benefit	Persons Assisted	15260	4300	28.18%	3290	3290	100.00%

CDS-2 Infrastructure	Non-Housing Community Development	CDBG: \$	Other	Other	5	0	0.00%	2	0	0.00%
CDS-3 Public Services	Non-Housing Community Development	CDBG: \$	Public service activities other than Low/Moderate Income Housing Benefit	Persons Assisted	1045	284	27.18%	201	284	141.29%
CDS-4 Accessibility	Non-Housing Community Development	CDBG: \$	Public Facility or Infrastructure Activities other than Low/Moderate Income Housing Benefit	Persons Assisted	30440	2553	8.39%	6440	2553	39.64%
CDS-4 Accessibility	Non-Housing Community Development	CDBG: \$	Other	Other	10	0	0.00%	3	0	0.00%
CDS-5 Public Safety	Non-Housing Community Development	CDBG: \$	Public service activities other than Low/Moderate Income Housing Benefit	Persons Assisted	0	0				
CDS-6 Clearance	Non-Housing Community Development	CDBG: \$	Buildings Demolished	Buildings	0	0				
CDS-7 Public Transit	Non-Housing Community Development	CDBG: \$	Other	Other	0	0				
EDS-1 Employment	economic development	CDBG: \$	Jobs created/retained	Jobs	0	0				

EDS-1 Employment	economic development	CDBG: \$	Businesses assisted	Businesses Assisted	0	0				
EDS-2 Financial Assistance	economic development	CDBG: \$	Businesses assisted	Businesses Assisted	0	0				
EDS-3 Revitalization	Non-Housing Community Development	CDBG: \$	Other	Other	0	0				
EDS-4 Financial Incentives	economic development	CDBG: \$	Other	Other	0	0				
HOM-1 Housing	Homeless	CDBG: \$	Public service activities for Low/Moderate Income Housing Benefit	Households Assisted	150	0	0.00%	30	0	0.00%
HOM-2 Operation/Support	Homeless	CDBG: \$	Overnight/Emergency Shelter/Transitional Housing Beds added	Beds	0	0				
HOM-3 Homeless Prevention	Homeless	CDBG: \$	Homelessness Prevention	Persons Assisted	0	0				
HSS-1 Home Ownership	Affordable Housing	CDBG: \$	Homeowner Housing Added	Household Housing Unit	0	0				
HSS-2 Mixed Income Housing	Affordable Housing	CDBG: \$	Homeowner Housing Added	Household Housing Unit	0	0				
HSS-3 Housing Rehabilitation	Affordable Housing	CDBG: \$	Homeowner Housing Rehabilitated	Household Housing Unit	15	7	46.67%	3	0	0.00%

HSS-4 Housing Construction	Affordable Housing	CDBG: \$	Rental units constructed	Household Housing Unit	0	0				
HSS-4 Housing Construction	Affordable Housing	CDBG: \$	Homeowner Housing Added	Household Housing Unit	0	0				
HSS-5 Revitalization	Affordable Housing	CDBG: \$	Other	Other	0	0				
HSS-6 Fair Housing	Affordable Housing	CDBG: \$	Public service activities for Low/Moderate Income Housing Benefit	Households Assisted	200	0	0.00%	40	0	0.00%
HSS-6 Fair Housing	Affordable Housing	CDBG: \$	Other	Other	5	0	0.00%	1	0	0.00%
HSS-7 Housing Support	Affordable Housing	CDBG: \$	Public service activities for Low/Moderate Income Housing Benefit	Households Assisted	0	0				
SNS-1 Housing	Non-Homeless Special Needs	CDBG: \$	Public service activities for Low/Moderate Income Housing Benefit	Households Assisted	0	0				
SNS-1 Housing	Non-Homeless Special Needs	CDBG: \$	Rental units constructed	Household Housing Unit	0	0				

SNS-1 Housing	Non-Homeless Special Needs	CDBG: \$	Homeowner Housing Added	Household Housing Unit	0	0				
SNS-2 Social Services	Non-Homeless Special Needs	CDBG: \$	Public service activities for Low/Moderate Income Housing Benefit	Households Assisted	0	0				
SNS-2 Social Services	Non-Homeless Special Needs	CDBG: \$	Rental units constructed	Household Housing Unit	0	0				
SNS-2 Social Services	Non-Homeless Special Needs	CDBG: \$	Homeowner Housing Added	Household Housing Unit	0	0				
SNS-3 Accessibility	Non-Homeless Special Needs	CDBG: \$	Public service activities for Low/Moderate Income Housing Benefit	Households Assisted	0	0				
SNS-3 Accessibility	Non-Homeless Special Needs	CDBG: \$	Rental units rehabilitated	Household Housing Unit	0	0				
SNS-3 Accessibility	Non-Homeless Special Needs	CDBG: \$	Homeowner Housing Rehabilitated	Household Housing Unit	0	0				

Table 1 - Accomplishments – Program Year & Strategic Plan to Date

Assess how the jurisdiction’s use of funds, particularly CDBG, addresses the priorities and specific objectives identified in the plan,

giving special attention to the highest priority activities identified.

See added text.

Use of Funds

During the FY 2019 CDBG Program Year, Lehigh County addressed the following goals from the Five-Year Consolidated Plan: GOAL: HOUSING - HSS:HSS-3: Housing Rehabilitation By promoting and assisting in the preservation of existing owner- and renter-occupied housing stock in Lehigh County. The County met this goal in FY 2019 by funding the following activity: County-wide Housing Rehabilitation - Housing Rehabilitation Financing - \$200,000 - The County assisted 7 families with CDBG-funded owner-occupied housing rehabilitation. GOAL: NON-HOUSING COMMUNITY DEVELOPMENT - CDS:Community Development Block Grant (CDBG) funds will be directed to local municipalities to address the quality of life in low-income areas through infrastructure and public facility improvements. CDS-1: Community Facilities The County met this goal by funding the following activities in FY 2019: Emmaus Borough Curb Cuts - \$34,700 - the completed project included 11 new handicap curb ramps. Macungie Borough Curb Cuts - \$11,600 was not completed by the end of the CAPER period. Slatington Borough Memorial Park - \$98,085 construction included additional parking (one handicap accessible spot), one ADA curb ramp and sidewalk with a detectable warning surface, storm water controls, and improved lighting. Whitehall Township Curb Cuts - \$113,400 17 new handicap curb ramps. CDS-2: Infrastructure The County met this goal by funding the following activities in FY 2019: Fountain Hill Borough Street Reconstruction - \$284,050 Reconstruction on Stanley Avenue and Hoffert Street. CDS-3: Public Services The County met this goal by funding the following activities in FY 2019: Catholic Charities Self-sufficiency & Intervention Program - \$29,700.00 - Catholic Charities assisted 13 households and 26 persons which provided up to 3 months of rental assistance to prevent eviction. Communities in Schools of the Lehigh Valley - School-to-career Program - \$25,000.00 - Communities in Schools of the Lehigh Valley assisted 21 students by enrolling them in the program and educating them on soft-skills to improve their employability. The Literacy Center Adult Literacy Instruction - \$15,000.00 - Literacy Center assisted thirty (30) students with literacy instruction. Lehigh Valley Center for Independent Living People Living in Accessible Community Environments (PLACE) Program - \$15,062.00 - LVCIL served 33 households, or 58 people, with this grant which provided housing search assistance, supports coordination and case management. Meals on Wheels of Lehigh County Meal Preparation and Delivery - \$20,000.00 57 LMI households of homebound seniors and adults with disabilities received meals subsidized by CDBG. North Penn Legal Services LMI Legal Aide - \$10,000.00 - NPLS provided 38 households and 71 persons with free legal aide, especially to negate housing discrimination, over the course of the program. Lehigh Carbon Community College Foundation ESL or Communication Success - \$6,000 21 people received services to improve their English reading, writing, and casual speaking abilities.

CR-10 - Racial and Ethnic composition of families assisted

Describe the families assisted (including the racial and ethnic status of families assisted).

91.520(a)

	CDBG
White	2,883
Black or African American	53
Asian	17
American Indian or American Native	10
Native Hawaiian or Other Pacific Islander	1
Total	2,964
Hispanic	119
Not Hispanic	2,845

Table 2 – Table of assistance to racial and ethnic populations by source of funds

Narrative

Based on the PR23 IDIS report, Lehigh County's programs during FY 2019 benefited 3,015 persons, 2,964 which fit into the race and ethnicity categories listed in the table above. In percentages, 97% of the beneficiaries were classified as white, 2% as black, and 1% asian, Indian, or Hawaiian.

CR-15 - Resources and Investments 91.520(a)

Identify the resources made available

Source of Funds	Source	Resources Made Available	Amount Expended During Program Year
CDBG	public - federal	1,216,119	554,229
Other	public - federal	757,860	0

Table 3 - Resources Made Available

Narrative

Lehigh County's FY 2019 CDBG allocation was \$1,216,119. The CARES Act added an additional \$757,860 to the available resources. Total available resources made available was \$1,973,979.

During the CAPER period, Lehigh County expended \$554,229 in CDBG funding from years 2017, 2018, and 2019. \$445,846 was applicable to projects completed during FY 2019.

Identify the geographic distribution and location of investments

Target Area	Planned Percentage of Allocation	Actual Percentage of Allocation	Narrative Description
County Wide	100	100	

Table 4 – Identify the geographic distribution and location of investments

Narrative

Lehigh County does not have any identified Target Areas as part of the Consolidated Plan. Each year, Lehigh County selects projects, activities, and programs it would fund with its CDBG grant.

Rationale for funding activities were based on the eligibility of the activity, if it met a national objective, who were the beneficiaries of the activity, and evidence of the need in the community or by the agency/organization. The County also selected project, activities, and programs that addressed the Five-Year Goals and Objectives from the consolidated plan.

Additional consideration was given based on the community's or the agency's/organization's past history of expenditure of the CDBG funds, the ability to leverage other funds for the activity, past performance outcomes, and whether the FY 2019 request was related to projects that, if not funded, would result in a special assessment against low-income homeowners. Finally, a high priority was given to activities based on the community or agency/organization's ability to complete the project in a timely manner. Lehigh County allocated its FY 2019 CDBG funds to provide assistance with activities that met the underserved needs of the communities participating in the program. The projects that meet the HUD criteria for benefit to low- and moderate-income households were located in those census tracts or block groups that were defined as low/mod areas. In selecting projects, consideration was given to the

communities with concentrations of racial or ethnic groups and disproportionate needs standards.

Lehigh County has established the following criteria when establishing priorities for CDBG projects:

- Meeting the statutory requirements of the CDBG program
- Meeting the needs of very low and low- and moderate-income residents
- Focusing on low- and moderate-income areas or communities
- Coordinating and leveraging of resources
- Response to expressed needs
- Projects that would otherwise cause a special assessment to be levied against low- and moderate-income households
- Ability to complete the project in a timely manner

Lehigh County did not anticipate any obstacles in the performance of the FY 2019 CDBG activities. Affordable housing was identified as the largest underserved need in Lehigh County in the Five-Year Consolidated Plan. Lehigh County is not a HUD entitlement community under the HOME program. Therefore, resources for housing activities were limited. The primary obstacle to meeting the underserved needs were the limited resources available to address the identified priorities in the County. Lehigh County continued to partner with other agencies, when feasible, to leverage resources and maximize outcomes in housing and community and economic development.

Leveraging

Explain how federal funds leveraged additional resources (private, state and local funds), including a description of how matching requirements were satisfied, as well as how any publicly owned land or property located within the jurisdiction that were used to address the needs identified in the plan.

The following public (non-federal) and private financial resources were made available to Lehigh County and its agencies and organizations to address the needs identified in the FY 2019 Annual Action Plan:

- Lehigh County began the ARIE program, funded with \$500,000 of PA DCED HOME funds. ARIE is a housing rehabilitation program targeted to the elderly, fostering independence and remaining in the home for a longer period of life.
- During the CAPER period, Lehigh County began to spend its 2019 Emergency Solutions Grant (ESG) award of \$309,507 on homelessness prevention, sheltering, and rapid rehousing activities. Those grants were matched dollar for dollar with private, local, and State grants. In total, \$619,014 was leveraged.
- Lehigh County received notification from PA DCED for Emergency Solutions Grant via the CARES Act (ESG-CV) which will benefit multiple agencies in Lehigh and Northampton County. Funds are to be expended during the next CAPER period. No match was required for this grant but \$305,004 will address homelessness and homelessness prevention.
- Affordable Housing Trust Funds have been created by Lehigh County from document recording fees to be used for affordable housing projects. During this CAPER period, the County awarded \$574,736 to rehabilitate blighted properties to offer as affordable housing, as well as emergency rent and mortgage assistance, Fair Housing legal aide, and community financial services.
- Lehigh County Housing Authority received \$509,090 in FY 2019 Capital Funds for renovations and improvements to public housing to support affordable housing in the County. LCHA was able to complete a window repair project for \$146,133 but due to COVID, no other construction projects were completed. The award also funded the salary of the Capital Funds Coordinator.

There is no match requirement for the CDBG Program. Lehigh County does not receive an entitlement under the HOME and ESG programs, which do require a match.

Lehigh County is a member of the PA Eastern Continuum of Care Network - Lehigh Valley Regional Homeless Advisory Board (RHAB). The RHAB covers two (2) counties in the region. These counties are Lehigh and Northampton. The following agencies in Lehigh County received

FY 2020 CoC funds for Permanent Supportive Housing (PH), Rapid ReHousing (RRH), and Street Outreach (SO):

- **The Salvation Army, a New York Corporation - Allentown Hospitality House Permanent Housing Program (PH)**
- **Lehigh County Conference of Churches - Pathways Housing (PH)**
- **Lehigh County Conference of Churches – Outreach and Case Management (SSO)**
- **Lehigh County Housing Authority - Shelter Plus Care (PH)**
- **Northampton County Housing Authority - Shelter Plus Care (PH)**
- **Resources for Human Development, Inc. - LV ACT Housing Supports (PH)**
- **Valley Housing Development Corporation - SHP for Persons with Mental Illness # 2 and #3 (PH)**
- **Valley Youth House Committee, Inc. – LV-RHAB (RRH)**
- **Valley Youth House Committee, Inc. - Supportive Housing for Families/RRH**

Lehigh County did not have any publicly-owned land or property within the jurisdiction that was funded with CDBG funds.

CR-20 - Affordable Housing 91.520(b)

Evaluation of the jurisdiction's progress in providing affordable housing, including the number and types of families served, the number of extremely low-income, low-income, moderate-income, and middle-income persons served.

	One-Year Goal	Actual
Number of Homeless households to be provided affordable housing units	30	0
Number of Non-Homeless households to be provided affordable housing units	3	0
Number of Special-Needs households to be provided affordable housing units	0	0
Total	33	0

Table 5 – Number of Households

	One-Year Goal	Actual
Number of households supported through Rental Assistance	30	13
Number of households supported through The Production of New Units	0	0
Number of households supported through Rehab of Existing Units	3	7
Number of households supported through Acquisition of Existing Units	0	0
Total	33	20

Table 6 – Number of Households Supported

Discuss the difference between goals and outcomes and problems encountered in meeting these goals.

During this CAPER period, Lehigh County supported 13 households through rental assistance, which did not reach the goal of 30 households. Historically, the goal for rental assistance is usually exceeded each year; however, due to the eviction moratorium, households effected by COVID were not in danger of losing their unit. Therefore, the need for financial assistance was lower than usual, and case management to support stability was emphasized.

Lehigh County also funded the County-wide Housing Rehabilitation Program during this CAPER period. The County proposed to rehabilitate 3 dwellings, but 7 were completed. This is due to timing. Projects were quickly wrapped up at the onset of COVID to avoid the possibility of delays of undetermined length.

Discuss how these outcomes will impact future annual action plans.

Lehigh County is working toward achieving its goal of providing decent, safe, sounds, and affordable housing for its low- and moderate-income residents. The County is providing CDBG funds for self-sufficiency and owner-occupied housing rehabilitation to keep the housing stock decent, safe, sound, and affordable.

Include the number of extremely low-income, low-income, and moderate-income persons served by each activity where information on income by family size is required to determine the eligibility of the activity.

Number of Households Served	CDBG Actual	HOME Actual
Extremely Low-income	4	0
Low-income	0	0
Moderate-income	3	0
Total	7	0

Table 7 – Number of Households Served

Narrative Information

Based on the PR 23 IDIS Report, Lehigh County during this CAPER period used its CDBG funds to assist 7 households, of which 57% (4) were Extremely Low-Income, 0% were Low-Income, and 43% (3) were Moderate-Income. For non-housing activities, CDBG funds were used to assist a total of 2,837 persons, of which 4.2% (120) were Extremely Low-Income, 94.2% (2,674) were Low-Income, and 1.6% (39) were Moderate-Income.

Lehigh County provided CDBG funds to rehabilitate owner-occupied housing in the County. There were four (4) owner-occupied housing units rehabilitated with CDBG funds during this CAPER period. Three (3) of these households were white, and one (1) was Hispanic. There were eleven (11) people assisted through this program. Of the assisted households, two (2) were extremely low-income, one (1) was low-income, and one (1) was moderate-income. Of the assisted households, two (2) were female head-of-households, one (1) was disabled, and zero (0) were elderly.

The County did the following during the FY 2019 CAPER period:

HHS-3: Housing Rehabilitation

- Four (4) owner-occupied housing units were rehabilitated with CDBG funds during this CAPER period. In addition, The County funded the following projects with State HOME funds:
- Accessibility Rehabilitation Improvements for the Elderly program completed two projects, bringing two owner-occupied dwellings up to code while also providing accessibility modifications enabling the homeowners to live independently in their home longer.

CR-25 - Homeless and Other Special Needs 91.220(d, e); 91.320(d, e); 91.520(c)

Evaluate the jurisdiction's progress in meeting its specific objectives for reducing and ending homelessness through:

Reaching out to homeless persons (especially unsheltered persons) and assessing their individual needs

Unsheltered homelessness is not common in the mostly rural Eastern PA CoC. The largest percentage of unsheltered homeless are typically located in Lehigh, Northampton, and Monroe Counties. Ongoing street outreach occurs in these three (3) counties. Lehigh Carbon Community College in the Lehigh Valley tracks unsheltered persons in their Efforts to Outcomes (ETO) database. Identified persons are provided with immediate shelter and services. Intake and permanent housing placement occur as quickly as possible.

In the entire Eastern Pennsylvania CoC, there were 276 unsheltered persons (37 children), 306 persons in transitional shelter, and 754 in emergency shelter. There were 192 children under the age of 18 included in the 306 in a transitional shelter and 341 children with the 754 in an emergency shelter. During the 2020 PIT Count, 1,290 people were identified as experiencing homelessness in the Eastern PA CoC. There was an increase in 112 people in the Eastern PA CoC PIT count from 2019 to 2020.

Chronic Homeless:

Lehigh County reported a decrease of 9 chronic homeless between 2018 and 2020. This was largely attributed to the number of permanent supportive housing resources within these communities, all of which have been dedicated/prioritized for chronic homeless persons. On October 18, 2015, the CoC Board approved a policy requiring all permanent supportive housing projects to follow the prioritization order outlined in CPD Notice 14-012, "Notice on Prioritizing Persons Experiencing Chronic Homelessness and Other Vulnerable Homeless Persons in Permanent Supportive Housing and Recordkeeping Requirements for Documenting Chronic Homeless Status". Effective immediately, all CoC-funded PSH beds were required to prioritize chronic homelessness in all new and turnover beds that became available. Unsheltered homeless persons and households in Lehigh County has also decreased from 54 in 2018 to 40 in 2020.

Risk Factors for Homelessness:

The biggest risk factors of homelessness continued to be: 1) a person or family doubled-up with another family; 2) being released from a psychiatric facility; 3) being released from a substance abuse treatment facility; or 4) being released from a corrections facility. The data points to the needs to identify which institutions within the 33-County CoC were not using adequate discharge planning, and to improve their coordination with the CoC. To reduce first-time homelessness, the CoC has increased its homeless prevention resources through PHARE (Marcellus Shale fees), ESG, Supportive Services to Veteran

Families (SSVF), and other funds.

Addressing the emergency shelter and transitional housing needs of homeless persons

Lehigh County will engage in additional activities, including homeless prevention and Rapid Re-housing services, during the FY 2019 program year with the assistance of funds from PA-DCED Emergency Solutions Grant (ESG).

The shelter and transitional housing that was available in Lehigh County included the following:

- Community Action Committee of the Lehigh Valley - Sixth Street Shelter (Emergency Shelter)
- Community Action Committee of the Lehigh Valley - Turner Street Apartments (Transitional Housing)
- Salvation Army Emergency Shelter (Emergency Shelter)
- Salvation Army Transitional Shelter (Transitional Housing)
- Allentown Rescue Mission (Emergency Shelter)
- Allentown Rescue Mission Christian Living and Values Transitional Program (Transitional Housing)
- Turning Point of the Lehigh Valley (Domestic Violence) (Transitional Housing)
- The Program for Women and Families, Inc. (Transitional Housing)
- Valley Youth House (Emergency Shelter)
- Valley Youth House - Maternity Group Home (Transitional Housing)
- Valley Youth House - Supportive Housing for Families (Transitional Housing)
- Valley Youth House - Supportive Housing for Youth (Transitional Housing)

Helping low-income individuals and families avoid becoming homeless, especially extremely low-income individuals and families and those who are: likely to become homeless after being discharged from publicly funded institutions and systems of care (such as health care facilities, mental health facilities, foster care and other youth facilities, and corrections programs and institutions); and, receiving assistance from public or private agencies that address housing, health, social services, employment, education, or youth needs

In the Eastern PA Continuum of Care's Five-Year Strategic Plan to Reduce and End Homelessness (2017-2021), the CoC outlines the following goals and actions under "Strategy 1: Prevent and Divert Homelessness."

A. Evaluate and Improve Discharge Planning where Needed:

- Evaluate current discharge planning from these systems to help stem the flow of individuals leaving institutional settings and entering homelessness because they lack stable housing options.

- Research and provide information to other systems/organizations on effective discharge planning policies/procedures for individuals and households at risk of entering homelessness upon discharge, as well as information on available housing resources.
- Engage with statewide efforts to improve discharge planning policies across systems, emphasizing the need for permanent housing placement for those exiting institutions.

B. Increase Coordination of Homeless Prevention Sources:

- Assess the use of existing funding available for prevention and identify gaps.
- Coordinate funding (including ESG, HAP, PHARE) across the CoC so that resources are used effectively. For example, the CoC may decide to channel prevention resources to geographic areas where emergency shelter access is limited, either due to wait lists or lack of shelter facilities.
- Investigate the use of tools, such as the Prevention VI-SPDAT, to help the CoC more effectively assess households requesting assistance.
- Ensure coordination of prevention activities with Coordinated Entry to increase the effectiveness of the system.

Furthermore, “Strategy 2” of the CoC’s Five-Year Strategy Plan focuses on the streamlining of the system and better coordination among housing and social services through the CoC’s Coordinated Entry System. Lack of resources, combined with the lack of a well-developed coordinated entry process, results in severe hardships for persons experiencing homelessness who often face long wait times to receive assistance or are screened out of needed assistance. Coordinated entry processes help communities prioritize assistance based on vulnerability and severity of service needs to ensure that people who need assistance the most can receive it in a timely manner. Coordinated entry processes also provide information about service needs and identify gaps to help communities plan their assistance and resources.

Helping homeless persons (especially chronically homeless individuals and families, families with children, veterans and their families, and unaccompanied youth) make the transition to permanent housing and independent living, including shortening the period of time that individuals and families experience homelessness, facilitating access for homeless individuals and families to affordable housing units, and preventing individuals and families who were recently homeless from becoming homeless again

Using HUD System Performance Measure Guidance, the HMIS Lead developed a CoC Performance Report with metrics for “Length of Time Homeless” (LOTH) and reviewed this data with the CoC Data Committee.

HMIS is used to monitor and record returns to homelessness, which is monitored through the Data Subcommittee each quarter. Based on First Year System Performance Measure results, an overall 12% of persons returned to homelessness within two (2) years. Of these 243 persons, nearly 66% (160) had exited Emergency Shelter. The CoC is significantly increasing Permanent Housing resources through reallocation and Permanent Housing bonuses, which will assist those exiting shelters.

Severity of need is taken into consideration in prioritizing people experiencing homelessness. This is determined in a number of different ways in the ranking criteria. Specific vulnerabilities considered included chronic homelessness; most significant health and behavioral health needs; youth; and victims of domestic violence. CoC policies require all Permanent Supportive Housing (PSH) projects to prioritize beds to those with the greatest LOTH, but some PSH projects have had very little turnover since the adoption of policy. As a result, the level of vulnerability within PSH projects may widely vary. To adjust for this discrepancy, the ranking included a question measuring "severity of need" based on the vulnerabilities from the Annual Performance Report to HUD. This question asked about additional criteria relevant to vulnerability, including not scoring victims of domestic violence on recidivism, and scoring youth differently on employment outcomes.

Chronic Homeless:

There were 14 chronically homeless persons in Lehigh County at the time of the 2020 PITC, with one chronically homeless in emergency shelter, and 13 unsheltered. To improve access to Chronic Homeless beds across the CoC in counties with an excess of Chronic Homeless prioritized beds, the strategy was to implement the "Bed Turnover Policy" in which a bed will first be filled through the project's waiting list, then within the County, then CoC-wide.

Veterans:

At the time of the 2020 PITC, there was 1 unsheltered Veteran in Lehigh County and 9 sheltered Veterans. The state's ESG program prioritizes funding for programs providing homeless services to Veterans, and there are eight (8) Supportive Services for Veteran Families (SSVF) funded organizations providing outreach throughout the 33-countywide CoC. This includes street outreach, marketing, and providing information to shelter residents/staff. SSVF staff works with Veterans to determine eligibility.

The Lehigh Valley Homeless Veteran Task Force was created in February 2015. The Lehigh County Office of Veterans Affairs coordinates the Task Force. The single SSVF providers serving Lehigh and Northampton counties, Catholic Charities, is the main resource for rapid re-housing and homelessness prevention. This organization has the financial resources to provide rental assistance immediately to qualifying veterans. Veterans are also linked to these agencies' Support Coordinators by shelters and community resource providers. The Allentown Housing Authority administers the HUD-VASH program for the Lehigh Valley. This program is coordinated through the Wilkes-Barre VA Medical Center.

VASH Vouchers:

The Allentown Housing Authority administers the HUD-VASH program for the Lehigh Valley. This program was coordinated through the Wilkes-Barre VA Medical Center.

CR-30 - Public Housing 91.220(h); 91.320(j)

Actions taken to address the needs of public housing

The Lehigh County Housing Authority (LCHA) aims to address the needs of the extremely low-income, very low-income, and lower-income residents of Lehigh County. The mission of the Lehigh County Housing Authority is to provide affordable housing in the most efficient and effective manner to qualified individuals in accordance with the rules and regulations prescribed by the U.S. Department of Housing and Urban Development, the Commonwealth of Pennsylvania, the County of Lehigh and/or any other entity providing funding for affordable housing programs. This was done through LCHA assisting individuals and families through its public housing communities and Section 8 Housing Choice Vouchers. The Housing Authority promotes homeownership through its Family Self-Sufficiency Program.

Each year, LCHA receives an allocation of funds from HUD under the Capital Fund Program to undertake physical improvements. In addition, the LCHA receives operating subsidies to offset the operating deficits associated with public housing units and to carry out maintenance. During this CAPER period, no Capital Fund Improvements were undertaken by the Lehigh County Housing Authority.

The Lehigh County Housing Authority received \$509,090 under a HUD Capital Fund grant for FY 2019, which it used to replace windows at Ridge Manor. LCHA will also be making extensive repairs to the Cherokee and Delaware buildings, to remodel the aging kitchens. Siding, windows, and doors will be replaced at 7th Street Village in 2021. The FY 2019 allocation was earmarked for the following activities:

- **Operations** - \$50,629.90
- **Administration** - \$50,629.90
- **Architectural/Engineering Fees** - \$25,000.00
- **Dwelling Structures** - \$382,830.20
- **Total = \$4509,090**

The Lehigh County Housing Authority (LCHA) is administering a Pennsylvania Housing Affordability and Rehabilitation Enhancement (PHARE) Fund grant under contract with Lehigh County. The Lehigh County Housing Authority maintains 289 units of public housing and has a 96.9% occupancy rate. The Family Housing lists are currently open, and the Senior Housing list remains open. LCHA has a baseline of 1,652 Section 8 Housing Choice Vouchers, with 1,022 in use as of December 2020.

Lehigh County Housing Authority continues to have a position for multi-lingual staff to better communicate with all residents. LCHA continued to provide Fair Housing training for staff members. LCHA also continued to strive to reach out to residents and prospective residents with special needs, and other minority populations. residents.

The Allentown Housing Authority administers the HUD-VASH program across the Lehigh Valley. That

program is coordinated through the Wilkes-Barre VA Medical Center.

Actions taken to encourage public housing residents to become more involved in management and participate in homeownership

Lehigh County supported the Housing Authority's efforts to work with tenants of public housing and Section 8 Housing Choice Vouchers to achieve self-sufficiency. There were no joint projects planned for the 2019 program year.

Family Self-Sufficiency (FSS) programs were provided to Section 8 Housing Choice Voucher holders and public housing tenants. FSS program residents worked with a case manager to develop goals for a five (5) year period to lead to self-sufficiency. These goals included education, specialized training, job readiness, job placement activities, and career advancement objectives. The goals for each participating family member were laid out in Individual Training and Services Plans. Lehigh County Housing Authority (LCHA), the County of Lehigh, and Lehigh Career & Technical Institute (LCTI), continued to partner in improving the Section 3 eligible program participants' access to education and job training. The Housing Authority has been partnering with Lehigh County and PA CareerLink to offer scholarships to eligible individuals wishing to participate in training offered by LCTI. In addition, there was a Family Savings Account program which was available to residents who participate in the FSS Program. This program enables families to save funds to help with larger purchases, such as education or homeownership.

Lehigh County Housing Authority has residents of its public housing communities which serve as representatives to review the LCHA Annual Action Plan.

Actions taken to provide assistance to troubled PHAs

The Lehigh County Housing Authority was not designated as "troubled" by HUD and was performing satisfactorily according to HUD guidelines and standards during this CAPER period. Therefore, no assistance was needed to improve operations of this Public Housing Authority.

CR-35 - Other Actions 91.220(j)-(k); 91.320(i)-(j)

Actions taken to remove or ameliorate the negative effects of public policies that serve as barriers to affordable housing such as land use controls, tax policies affecting land, zoning ordinances, building codes, fees and charges, growth limitations, and policies affecting the return on residential investment. 91.220 (j); 91.320 (i)

The Lehigh Valley Planning Commission (LVPC) has written a municipal guidance document on Fair Housing. The document, which was released in December 2015, explains Fair Housing as it relates to municipal zoning and code enforcement and the responsibilities of the region's communities to provide for inclusive residential opportunities. As part of the work, the LVPC has updated a series of model municipal ordinances to affirmatively further fair housing compliance for the region's typical community and housing types. The region's development patterns range from urban, to suburban, to rural, thus necessitating a suite of model ordinances to address the region's fair housing needs. The package of model ordinances includes: mixed use development, conservation subdivision, cottage housing, traditional neighborhoods, street connectivity, density bonuses, and inclusionary zoning. Additionally, Lehigh and Northampton Counties and the LVPC partnered with North Penn Legal Services and presented two (2) educational events on Fair Housing implementation in November 2015 to its local municipal officials. LVPC held a "Strategy Lab" on housing in their Comprehensive Plan on March 29, 2017.

During this CAPER period, Lehigh County's Community and Economic Development staff worked to continue its Fair Housing efforts but were thwarted by the emergence, and perseverance, of COVID. Despite planning efforts, the annual regional fair housing summit, historically held in April, was cancelled. Lehigh County continued to participate however, in the region's Fair Housing Consortium, the Lehigh Valley Fair Housing Project, whose members include, North Penn Legal Services, representatives from Northampton County and the cities of Allentown, Bethlehem, and Easton. Meetings were held via Zoom on a quarterly basis.

Actions taken to address obstacles to meeting underserved needs. 91.220(k); 91.320(j)

Despite efforts made by Lehigh County and social service providers in the County, a number of significant obstacles to meeting underserved needs remain. Funding becomes the greatest obstacle for Lehigh County to meet its underserved needs. Insufficient funding lessens the ability to fund many worthwhile public service programs, activities, agencies, and the needs of local municipalities. Lehigh County used its CDBG funds to provide assistance to activities that meet the underserved needs of the communities participating in the program. The most difficult obstacle to meeting the needs for affordable housing was a considerable lack of public and private financial resources to fully address the priorities identified in the Five-Year Strategic Plan. Building the organizational infrastructure to undertake projects and programs that rehabilitate and expand the housing supply was also challenging.

The Lehigh Valley Planning Commission has developed various model zoning and land use controls to

encourage affordable housing. The task remains to incorporate these into the local municipal ordinances.

Lehigh County receives Affordable Housing Trust Funds (AHTF). The fund provides support for affordable housing projects in the County. During this CAPER period, the County subreipients continued to spend the funding from the County's FY 2017 and FY 2019 allocation of the AHTF to support affordable housing projects.

During this CAPER period, Lehigh County funded the following projects with CDBG funds to meet underserved needs:

- **Catholic Charities - Self-Sufficiency & Intervention Program:** \$29,700.00
- **Communities in Schools of the Lehigh Valley - School-to-Career Program:** \$25,000.00
- **Lehigh Career and Technical Institute - Scholarships for Low/Mod Income Residents:** \$19,500.00
- **Lehigh Valley Center for Independent Living - People Living in Accessible Community Environments (PLACE) Program:** \$15,062.00
- **The Literacy Center - Adult Literacy Instruction:** \$15,000.00
- **Meals on Wheels of Lehigh County - Meal Preparation and Delivery:** \$20,000.00
- **North Penn Legal Services - LMI Legal Aide:** \$10,000.00
- **Lehigh Carbon Community College Foundation - ESL for Communication Success:** \$6,000

Actions taken to reduce lead-based paint hazards. 91.220(k); 91.320(j)

Lead-based paint poses a particular hazard to children under the age of six, and is the focus of efforts by the U.S. Department of Housing and Urban Development (HUD) to raise awareness of the problem and mitigate or eliminate the hazard. Lead-based paint was banned in 1978, but housing constructed prior to that time still typically contains lead-based paint to some degree. Lead hazards were addressed during housing rehabilitation efforts. All homes that receive rehabilitation assistance were tested for the presence of lead-based paint. When evidence was found, the paint surfaces were removed or the materials were encapsulated to prevent exposure.

The EPA guidelines for renovation, paint, and repair (effective April 22, 2010) require that all contractors notify owners of properties constructed prior to 1978 of the potential for lead-based paint hazards and to perform work in a lead safe manner. Contractors must be trained and registered with EPA to do work in older homes that disturb painted surfaces. Local building code officers were made aware of these requirements. Contractors must provide appropriate notice to owners of properties that will be rehabilitated about the dangers of lead-based paint.

During this CAPER period, seven housing units that received CDBG funds for housing rehab tested positive for lead paint. However, none needed abatement for lead based paint hazards.

Actions taken to reduce the number of poverty-level families. 91.220(k); 91.320(j)

Approximately 13.1% of Lehigh County's residents live in poverty, which was slightly less than the State of Pennsylvania where 13.5% of residents live in poverty. Female-headed households with children in the County were particularly affected by poverty, at 40.5%. This information was taken from the U.S. Census "2011-2015 American Community Survey (ACS) Five-Year Estimates." The County's goal was to reduce the extent of poverty by actions the County can control and through work with other agencies/organizations.

Poverty is related to education, job training, and employment. Lehigh County remains committed to addressing the needs of its residents who live at or below the poverty level. The presence of poverty and the related social and economic problems could be a destabilizing element in communities.

In Lehigh County, the Community Action Committee of the Lehigh Valley (CACLV) was the official anti-poverty agency. CACLV provided rent and utility assistance, case management, and counseling services to assist with financial management, benefit entitlement assistance, home weatherization to reduce utility costs, furniture and household goods, alcohol and mental health counseling, foreclosure mitigation counseling, child care, transportation to work for up to six (6) months and assistance in purchasing a dependable vehicle, and other varied programs that empower low-income households by assisting them to develop the skills needed for independent living. Lehigh Valley Community Land Trust, a subsidiary of CACLV, assists LMI residents of Lehigh County to become homeowners.

Lehigh County provided CDBG funds to public service agencies to assist households below the poverty level with services and program support. The County worked with service providers to pursue resources and innovative partnerships to support the development of affordable housing, homelessness prevention, and emergency food and shelter.

During this CAPER period, Lehigh County funded the Catholic Charities - Self-Sufficiency & Intervention Program, which provides rent and utility assistance along with case to stabilize households. Lehigh County also funds the Lehigh Career and Technical Institute, which provides scholarships to low- and moderate-income residents of Lehigh County in Heavy Equipment Operations, with CDL-A License. The County also funds Communities in Schools of the Lehigh Valley School-to-Career Program, which provides students with support to reduce truancy, while providing the opportunity to build soft skills. The goal is to develop career pathways leading to continued education, sustainable wages, and self-sufficiency.

To assist with economic development and to promote job creation, Lehigh County administered various programs and supports agencies for economic development:

- Lehigh County worked in conjunction with Lehigh Valley Economic Development Corporation (LVEDC), community organizations, other economic development groups and the Workforce Investment Board to help enhance programs and create opportunities in the County.

- Lehigh Valley Economic Development Corporation (LVEDC) was able to provide manufacturing, industrial, and nonprofit organizations with low interest financing generated through tax exempt revenue bonds.
- Pennsylvania CareerLink Lehigh Valley offers job search counseling, skills assessment programs, GED courses, information on training programs and workshops on many subjects, including resume writing and interview skills. Considered a one-stop location for all employment needs, PA CareerLink offered a multi-faceted approach to the job market.

Actions taken to develop institutional structure. 91.220(k); 91.320(j)

The primary responsibility for the administration of the Annual Action Plan was assigned to the Lehigh County Department of Community and Economic Development. This agency coordinated activities among local municipal governments, public entities, and private organizations, in their efforts to implement different strategies to realize the prioritized goals of the Annual Action Plan.

In order to address the County’s housing and community development needs, the County has established extensive public/private partnerships aimed at revitalization in the County. In 2019, the partnerships included the following agencies:

- North Penn Legal Services
- Catholic Charities, Diocese of Allentown
- Meals on Wheels of Lehigh County, Inc.
- Lehigh Conference of Churches
- Lehigh Valley Center for Independent Living (LVCIL)
- New Bethany Ministries
- Lehigh Valley Regional Homeless Advisory Board (PA Eastern CoC)
- Lehigh Valley Community Land Trust (LVCLT)
- Lehigh Career and Technical Institute
- The Literacy Center
- Communities in Schools of the Lehigh Valley
- Lehigh Carbon Community College Foundation

Lehigh County consulted with business and civic leaders during its planning process for the preparation of its Annual Action Plan and Consolidated Plan. This included, but is not limited to, the following:

- The Greater Lehigh Valley Chamber of Commerce
- Community Action Committee of the Lehigh Valley (CACLV)
- Lehigh Valley Workforce Development Board
- Local elected officials

The County hired a third-party vendor, Community Grants, Planning & Housing, LLC (CGP&H), to

implement its Countywide housing rehabilitation program. CGP&H during this CAPER period was working with the County to ensure that the housing rehabilitation program provides assistance to lower income homeowners.

Lehigh County was part of the Lehigh Valley Regional Housing Advisory Board. To promote a more local approach, the City of Allentown has initiated a planning process that required regional support. Lehigh County has been supportive of this initiative.

The Lehigh Valley Planning Commission continued to be the entity responsible for performing project oversight required under Executive Order 12372. HUD has acknowledged that the State of Pennsylvania no longer has a standing committee for this required function and has asked jurisdictions instead to utilize committees under Section 204 of the Demonstration Cities and Metropolitan Development Act of 1966. This function was carried out by the Lehigh Valley Planning Commission during this CAPER period.

Actions taken to enhance coordination between public and private housing and social service agencies. 91.220(k); 91.320(j)

The primary responsibility for the administration of the Annual Action Plan was assigned to Lehigh County Department of Community and Economic Development. This agency coordinated activities among local municipalities, public, and private organizations, in their efforts to implement different strategies to realize the prioritized goals of the Annual Action Plan. The County was committed to continuing its participation and coordination with public, housing, and social service organizations. The County solicited applications for CDBG funds. In addition, the County sends out applications to a list of agencies, organizations, housing providers, and local municipalities that have previously submitted a CDBG application or which have expressed an interest in submitting a CDBG application. The applications were reviewed by the Department of Community and Economic Development staff and they addressed all questions with the applicants.

Lehigh County continued efforts to enhance coordination between agencies by creating partnerships such as in the implementation of the Section 3 and MBE-WBE outreach initiatives. The Section 3 outreach effort partnered with the Pennsylvania CareerLink, the Lehigh County Housing Authority and LCTI to identify Section 3 residents and businesses and to provide feedback on available job opportunities. Such partnerships help to develop a better understanding of community needs. The County budgeted \$19,500 in FY 2019 for the Lehigh Career & Technical Institute – scholarships for residents project, which will provide three (3) short-term training options that will lead to industry certifications and immediate job placements at sustainable wages.

Identify actions taken to overcome the effects of any impediments identified in the jurisdictions analysis of impediments to fair housing choice. 91.520(a)

Lehigh County completed and submitted the 2018-2022 Analysis of Impediments (AI) report to HUD and FHEO on February 28, 2019. In August 2009, Lehigh County prepared and submitted to HUD an Analysis

of Impediments to Fair Housing Choice. The Analysis of Impediments identified the following impediments and strategies:

Impediment #1: Increase and Enhance Fair Housing Education and Outreach

1. Facilitate fair housing training for real estate sales persons, municipal officials and planners, landlords, low-income housing developers, housing authority staff, and local mortgage lenders.
1. Make presentations annually to local churches, soup kitchens, seniors, housing authority residents and/or nonprofit organizations on fair housing issues.
2. Develop a webpage on the County website dedicated exclusively to fair housing issues. Add the fair housing logo to all federal program materials.
3. Development of an up-to-date, centralized housing database for Lehigh County on a Lehigh County Community Development Office website.
4. Continue to make referrals to the Pennsylvania Human Relations Commission and U.S. Department of HUD in instances of discrimination.
5. Disseminate current information on Fair Housing Rights in the form of posters and pamphlets throughout Lehigh County. In addition, utilize public service announcements on cable television. Notify local municipalities on zoning issues that may impact housing choice. Post HUD's Spanish-language fair housing video on the county's website.
6. Appoint a Fair Housing Officer for Lehigh County.

Impediment #2: Continue Support of Affordable Housing Programs

1. Continue the commitment to affordable housing activities (rehabilitation, land banking). These activities provide a valuable opportunity to improve housing choice for members of the protected classes who are most often low- and moderate-income households.
2. Ensure the housing units rehabilitated or constructed with Federal funds comply with ADA requirements and encourage visitable units beyond the minimum requirements.
3. Expand accessibility requirements to universal design for all housing projects financed with federal funds.
4. Support the initiatives of housing providers who work to provide affordable housing for low-income and disabled households.
5. Encourage development of affordable rental housing realizing that not all households should be owners and that decent rental housing stabilizes neighborhoods and creates new homeownership opportunities by moving renters away from single-family homes.
6. Adopt a fair housing resolution to publicly advance fair housing choice.

Attached at the end of the CAPER in the Fair Housing Section are the following items:

- Fair Housing Proclamation for the County of Lehigh, dated April, 2020. The Fair Housing Proclamation was signed by the mayors of Allentown, Bethlehem, and Easton, as well as the

county executives for Lehigh and Northampton Counties, as part of the Lehigh Valley Fair Housing Project.

- An agenda for each of the North Penn Legal Services Fair Housing Project Quarterly Meetings which occurred during FY 2019.

Additional actions taken by Lehigh County to affirmatively further fair housing is included in section CR-60 Fair Housing.

CR-40 - Monitoring 91.220 and 91.230

Describe the standards and procedures used to monitor activities carried out in furtherance of the plan and used to ensure long-term compliance with requirements of the programs involved, including minority business outreach and the comprehensive planning requirements

Performance monitoring is an important component in the long-term success of the County's Community Development Block Grant Program. The County, through the Department of Community and Economic Development (DCED), has developed monitoring standards and procedures for ensuring that the recipients of CDBG funds met the regulations and that funds were disbursed in a timely fashion. The County has promulgated subrecipient monitoring procedures and developed checklists to ensure that each activity was completed in a manner consistent with the requirements of the Community Development Block Grant Program. Municipal sub-recipients were desk audited through submission of quarterly and annual reports.

The DCED staff regularly monitored the progress of every activity to ensure timeliness. Municipal projects and subrecipients were held to a performance schedule through contract obligations. When these milestones were not met, the DCED staff works closely with the municipality to get the project back on track or reallocate the funds.

The DCED's standards and procedures for monitoring were designed to ensure that:

- Objectives of the National Affordable Housing Act were met,
- Program activities were progressing in compliance with the specifications and schedule for each program, and
- Recipients were in compliance with other applicable laws, implementing regulations, and with the requirements to affirmatively further fair housing and minimize displacement of low-income households.

Activities of subrecipient non-profit agencies were closely monitored and were included in the review and approval of budgets, compliance with executed grant agreements, review and approval of vouchers, review of fiscal reports on a quarterly basis, and a review of audits on an annual basis. Monitoring occurred via desk monitoring remotely due to COVID.

All subrecipients identified the personnel working on the project, kept accurate records and filing systems to document program benefits and compliance, maintained an appropriate financial management system and submitted an audit.

There were monitoring responsibilities that go beyond the time of completion of various activities. The overall performance of the program relative to the Five-Year Strategic Plan goals is monitored at least bi-annually through the selection of the annual activities and again during the preparation of the

Comprehensive Annual Performance and Evaluation Report (CAPER).

During this CAPER period, COVID made in-person monitoring impossible, as well as maintaining the historical monitoring month of August. In December 2020, the County Department of Community and Economic Development (DCED) staff performed the following remote monitorings:

- **Lehigh Valley Center for Independent Living**
- **Lehigh Career and Technical Institute**
- **Meals on Wheels of the Greater Lehigh Valley**
- **The Literacy Center**
- **Catholic Charities of the Diocese of Allentown**
- **Communities in Schools of the Lehigh Valley**
- **North Penn Legal Services**
- **Lehigh Conference of Churches**
- **Lehigh Carbon Community College Foundation**

Lehigh County had concerns over timeliness, although all were related to COVID. All nine subrecipients were coping with the switch from in-person to remote case work, adapting to the need for online and/or new technology, and sporadic reduction in staffing due to quarantines and illness. Lehigh County will continue to provide technical assistance to all of the subrecipients in FY 2020 and FY 2021.

Citizen Participation Plan 91.105(d); 91.115(d)

Describe the efforts to provide citizens with reasonable notice and an opportunity to comment on performance reports.

Lehigh County placed the draft FY 2019 CAPER document on public display for a period of 15 days beginning on March 11, 2021 through March 26, 2021. A copy of the Public Notice was published in “The Morning Call” on March 10, 2021, a copy of which is attached in the Citizen Participation Section of this CAPER document.

The “Draft” FY 2019 CAPER was on display on the Lehigh County DCED website, as well as available for viewing in the lobby of the Lehigh County Government Center. Historically, the CAPER is available at all local libraries but due to COVID, libraries are closed to public visitation.

The Citizen Participation Plan was modified in April 2020 to reflect the emergency actions necessary in a public pandemic. The availability of the CAPER for public comment was included within the modification.

No comments were received during the period the draft was on public display.

CR-45 - CDBG 91.520(c)

Specify the nature of, and reasons for, any changes in the jurisdiction's program objectives and indications of how the jurisdiction would change its programs as a result of its experiences.

Lehigh County has not made any changes to the Consolidated Plan and its program objectives during this reporting period, nor plans to make any changes in the light of FY 2019 experiences.

Lehigh County has not made any changes to the Consolidated Plan and its program objectives during this reporting period.

The Lehigh County Timeliness Ratio of unexpended funds as a percentage of the FY 2019 CDBG allocation was 1.64, which exceeded the maximum 1.5 drawdown ratio. In March 2020, COVID quarantines were implemented nation-wide. The construction projects were preparing to release their bids at this time, to enable the awarding of the contracts by April 15, 2020. Quarantines were not lifted for months, and the residual fall-out of supply backorders and unemployment forced project delays for at least 3 months. The untimely spending caused Lehigh County to encounter its first untimeliness report. Supply backlogs still exist as of March 2021.

During this CAPER period, the CDBG program targeted the following with its funds (Source: PR54):

- **FY 2019 Percentage of Expenditures Assisting Low- and Moderate-Income Persons and Households Either Directly or On an Area Basis = 78.73%**
- **FY 2019 Percentage of Expenditures that Aid in the Prevention or Elimination of Slum or Blight = 21.27%**

During this CAPER period, the income level beneficiaries data were the following:

- **Extremely Low Income (<=30%) = 4.3%**
- **Low Income (30-50%) = 94.11%**
- **Moderate Income (50-80%) = 1.46%**
- **Total Low and Moderate Income (<=80%) = 99.86%**
- **Non Low and Moderate Income (>80%) = 0.14%**

During this CAPER period, the County had the following CDBG accomplishments:

- **Actual Jobs Created or Retained – 0**
- **Households Receiving Housing Assistance – 48**
- **Persons Assisted Directly, Primarily by Public Services and Public Facilities – 2,837**
- **Units Rehabilitated - Single Units – 3**
- **Units Rehabilitated - Multi Units Housing – 41**

During this CAPER period, the County leveraged \$390,306.28 for CDBG Activities based on the PR54 CDBG Community Development Block Grant Performance Profile Report.

During this CAPER period, all of the CDBG funds were used to meet a National Objective. The County did not make any lump sum agreements during this CAPER period. The County did not have any float-funded activities during this FY 2019 CAPER period. Lehigh County did not have any disallowed expenditures, nor did the County return any funds to the line-of-credit.

Lehigh County did not acquire, demolish, and/or rehabilitate any County-owned properties using CDBG funds during this CAPER period.

Does this Jurisdiction have any open Brownfields Economic Development Initiative (BEDI) grants?

No

[BEDI grantees] Describe accomplishments and program outcomes during the last year.

CR-45 - CDBG 91.520(c)

Specify the nature of, and reasons for, any changes in the jurisdiction's program objectives and indications of how the jurisdiction would change its programs as a result of its experiences.

Lehigh County has not made any changes to the Consolidated Plan and its program objectives during this reporting period, nor plans to make any changes in the light of FY 2019 experiences.

Lehigh County has not made any changes to the Consolidated Plan and its program objectives during this reporting period.

The Lehigh County Timeliness Ratio of unexpended funds as a percentage of the FY 2019 CDBG allocation was 1.64, which exceeded the maximum 1.5 drawdown ratio. In March 2020, COVID quarantines were implemented nation-wide. The construction projects were preparing to release their bids at this time, to enable the awarding of the contracts by April 15, 2020. Quarantines were not lifted for months, and the residual fall-out of supply backorders and unemployment forced project delays for at least 3 months. The untimely spending caused Lehigh County to encounter its first untimeliness report. Supply backlogs still exist as of March 2021.

During this CAPER period, the CDBG program targeted the following with its funds (Source: PR54):

- **FY 2019 Percentage of Expenditures Assisting Low- and Moderate-Income Persons and Households Either Directly or On an Area Basis = 78.73%**
- **FY 2019 Percentage of Expenditures that Aid in the Prevention or Elimination of Slum or Blight = 21.27%**

During this CAPER period, the income level beneficiaries data were the following:

- **Extremely Low Income (<=30%) = 4.3%**
- **Low Income (30-50%) = 94.11%**
- **Moderate Income (50-80%) = 1.46%**
- **Total Low and Moderate Income (<=80%) = 99.86%**
- **Non Low and Moderate Income (>80%) = 0.14%**

During this CAPER period, the County had the following CDBG accomplishments:

- **Actual Jobs Created or Retained – 0**
- **Households Receiving Housing Assistance – 48**
- **Persons Assisted Directly, Primarily by Public Services and Public Facilities – 2,837**
- **Units Rehabilitated - Single Units – 3**
- **Units Rehabilitated - Multi Units Housing – 41**

During this CAPER period, the County leveraged \$390,306.28 for CDBG Activities based on the PR54 CDBG Community Development Block Grant Performance Profile Report.

During this CAPER period, all of the CDBG funds were used to meet a National Objective. The County did not make any lump sum agreements during this CAPER period. The County did not have any float-funded activities during this FY 2019 CAPER period. Lehigh County did not have any disallowed expenditures, nor did the County return any funds to the line-of-credit.

Lehigh County did not acquire, demolish, and/or rehabilitate any County-owned properties using CDBG funds during this CAPER period.

Does this Jurisdiction have any open Brownfields Economic Development Initiative (BEDI) grants?

No

[BEDI grantees] Describe accomplishments and program outcomes during the last year.

Attachment

Table of Contents and Executive Summary

IDIS Reports

	Office of Community Planning and Development	DATE: 08-04-21
	U.S. Department of Housing and Urban Development	TIME: 12:48
	Integrated Disbursement and Information System	PAGE: 1
	PR25 - CDBG Financial Summary Report	
	Program Year 2019 LEHIGH COUNTY, PA	

PART I: SUMMARY OF CDBG RESOURCES	
01 UNEXPENDED CDBG FUNDS AT END OF PREVIOUS PROGRAM YEAR	195,390.04
02 ENTITLEMENT GRANT	1,216,119.00
03 SURPLUS URBAN RENEWAL	0.00
04 SECTION 108 GUARANTEED LOAN FUNDS	0.00
05 CURRENT YEAR PROGRAM INCOME	0.00
05a CURRENT YEAR SECTION 108 PROGRAM INCOME (FOR SI TYPE)	0.00
05b FUNDS RETURNED TO THE LINE-OF-CREDIT	0.00
05c FUNDS RETURNED TO THE LOCAL CDBG ACCOUNT	0.00
07 ADJUSTMENT TO COMPUTE TOTAL AVAILABLE	0.00
08 TOTAL AVAILABLE (SUM, LINES 01-07)	1,411,509.04
PART II: SUMMARY OF CDBG EXPENDITURES	
09 DISBURSEMENTS OTHER THAN SECTION 108 REPAYMENTS AND PLANNING/ADMINISTRATION	282,056.77
10 ADJUSTMENT TO COMPUTE TOTAL AMOUNT SUBJECT TO LOW/MOD BENEFIT	672,579.55
11 AMOUNT SUBJECT TO LOW/MOD BENEFIT (LINE 09 + LINE 10)	954,678.32
12 DISBURSED IN IDIS FOR PLANNING/ADMINISTRATION	163,747.23
13 DISBURSED IN IDIS FOR SECTION 108 REPAYMENTS	0.00
14 ADJUSTMENT TO COMPUTE TOTAL EXPENDITURES	55,032.61
15 TOTAL EXPENDITURES (SUM, LINES 11-14)	1,173,458.16
16 UNEXPENDED BALANCE (LINE 08 - LINE 15)	238,050.88
PART III: LOW/MOD BENEFIT THIS REPORTING PERIOD	
17 EXPENDED FOR LOW/MOD HOUSING IN SPECIAL AREAS	0.00
18 EXPENDED FOR LOW/MOD MULTI-UNIT HOUSING	43,606.82
19 DISBURSED FOR OTHER LOW/MOD ACTIVITIES	178,489.95
20 ADJUSTMENT TO COMPUTE TOTAL LOW/MOD CREDIT	672,579.55
21 TOTAL LOW/MOD CREDIT (SUM, LINES 17-20)	894,678.32
22 PERCENT LOW/MOD CREDIT (LINE 21/LINE 11)	93.72%
LOW/MOD BENEFIT FOR MULTI-YEAR CERTIFICATIONS	
23 PROGRAM YEARS(PY) COVERED IN CERTIFICATION	PY: PY:
24 CUMULATIVE NET EXPENDITURES SUBJECT TO LOW/MOD BENEFIT CALCULATION	0.00
25 CUMULATIVE EXPENDITURES BENEFITING LOW/MOD PERSONS	0.00
26 PERCENT BENEFIT TO LOW/MOD PERSONS (LINE 25/LINE 24)	0.00%
PART IV: PUBLIC SERVICE (PS) CAP CALCULATIONS	
27 DISBURSED IN IDIS FOR PUBLIC SERVICES	91,324.04
28 PS UNLIQUIDATED OBLIGATIONS AT END OF CURRENT PROGRAM YEAR	0.00
29 PS UNLIQUIDATED OBLIGATIONS AT END OF PREVIOUS PROGRAM YEAR	0.00
30 ADJUSTMENT TO COMPUTE TOTAL PS OBLIGATIONS	0.00
31 TOTAL PS OBLIGATIONS (LINE 27 + LINE 28 - LINE 29 + LINE 30)	91,324.04
32 ENTITLEMENT GRANT	1,216,119.00
33 PRIOR YEAR PROGRAM INCOME	21,247.80
34 ADJUSTMENT TO COMPUTE TOTAL SUBJECT TO PS CAP	0.00
35 TOTAL SUBJECT TO PS CAP (SUM, LINES 32-34)	1,237,366.80
36 PERCENT FUNDS OBLIGATED FOR PS ACTIVITIES (LINE 31/LINE 35)	7.38%
PART V: PLANNING AND ADMINISTRATION (PA) CAP	
37 DISBURSED IN IDIS FOR PLANNING/ADMINISTRATION	163,747.23
38 PA UNLIQUIDATED OBLIGATIONS AT END OF CURRENT PROGRAM YEAR	0.00
39 PA UNLIQUIDATED OBLIGATIONS AT END OF PREVIOUS PROGRAM YEAR	0.00
40 ADJUSTMENT TO COMPUTE TOTAL PA OBLIGATIONS	0.00
41 TOTAL PA OBLIGATIONS (LINE 37 + LINE 38 - LINE 39 +LINE 40)	163,747.23
42 ENTITLEMENT GRANT	1,216,119.00
43 CURRENT YEAR PROGRAM INCOME	0.00
44 ADJUSTMENT TO COMPUTE TOTAL SUBJECT TO PA CAP	0.00
45 TOTAL SUBJECT TO PA CAP (SUM, LINES 42-44)	1,216,119.00
46 PERCENT FUNDS OBLIGATED FOR PA ACTIVITIES (LINE 41/LINE 45)	13.46%



Office of Community Planning and Development
 U.S. Department of Housing and Urban Development
 Integrated Disbursement and Information System
 PR25 - CDBG Financial Summary Report
 Program Year 2019
 LEHIGH COUNTY, PA

DATE: 08-04-21
 TIME: 12:48
 PAGE: 2

LINE 17 DETAIL: ACTIVITIES TO CONSIDER IN DETERMINING THE AMOUNT TO ENTER ON LINE 17
 Report returned no data.

LINE 18 DETAIL: ACTIVITIES TO CONSIDER IN DETERMINING THE AMOUNT TO ENTER ON LINE 18

Plan Year	IDIS Project	IDIS Activity	Activity Name	Matrix Code	National Objective	Drawn Amount
2018	1	272	ABC - Mountain View Rehabilitation	14B	LWH	\$43,608.82
				14B	Matrix Code	\$43,608.82
Total						\$43,608.82

LINE 19 DETAIL: ACTIVITIES INCLUDED IN THE COMPUTATION OF LINE 19

Plan Year	IDIS Project	IDIS Activity	Voucher Number	Activity Name	Matrix Code	National Objective	Drawn Amount
2019	10	295	6401612	Meals on Wheels	05A	LWC	\$18,603.48
					05A	Matrix Code	\$18,603.48
2019	8	293	6390544	LVCIL - PLACE	05B	LWC	\$1,276.47
2019	8	293	6401612	LVCIL - PLACE	05B	LWC	\$6,663.65
					05B	Matrix Code	\$7,940.12
2019	11	296	6390544	North Penn Legal Services	05C	LWC	\$3,831.29
2019	11	296	6401612	North Penn Legal Services	05C	LWC	\$3,149.80
					05C	Matrix Code	\$6,981.09
2019	2	291	6390544	CIS - Career Supports at LCTI	05D	LWC	\$4,790.96
2019	2	291	6401612	CIS - Career Supports at LCTI	05D	LWC	\$15,403.60
2019	2	291	6410123	CIS - Career Supports at LCTI	05D	LWC	\$2,440.76
					05D	Matrix Code	\$22,715.32
2019	6	297	6401612	LCCC Foundation - ESL	05H	LWC	\$3,307.19
2019	14	294	6390544	The Literacy Center	05H	LWC	\$1,838.28
2019	14	294	6410123	The Literacy Center	05H	LWC	\$3,255.52
					05H	Matrix Code	\$8,400.99
2019	1	290	6390544	Catholic Charities - SSIP	05Q	LWC	\$7,309.48
2019	1	290	6401612	Catholic Charities - SSIP	05Q	LWC	\$19,078.23
2019	1	290	6410123	Catholic Charities - SSIP	05Q	LWC	\$295.33
					05Q	Matrix Code	\$26,683.04
2017	7	280	6349145	CWHR-LC-52 - Rivers - Construction	14A	LWH	\$22,300.00
2017	7	282	6349145	CWHR-LC-53 - Walick - Construction	14A	LWH	\$11,050.00
2017	7	282	6401624	CWHR-LC-53 - Walick - Construction	14A	LWH	\$9,110.00
2017	7	284	6349145	CWHR-LC-54 - Maikhoul - Construction	14A	LWH	\$4,700.00
2017	7	284	6401624	CWHR-LC-54 - Maikhoul - Construction	14A	LWH	\$19,300.00
2018	6	303	6410122	CWHR-LC-56 - Jenkins - Construction	14A	LWH	\$9,500.00
					14A	Matrix Code	\$75,960.00
2017	7	279	6349145	CWHR-LC-51 - Oakes - Program Delivery	14H	LWH	\$1,318.22
2017	7	281	6349145	CWHR-LC-52 - Rivers - Program Delivery	14H	LWH	\$551.35
2017	7	281	6401624	CWHR-LC-52 - Rivers - Program Delivery	14H	LWH	\$1,876.89
2017	7	283	6349145	CWHR-LC-53 - Walick - Program Delivery	14H	LWH	\$932.40
2017	7	283	6401624	CWHR-LC-53 - Walick - Program Delivery	14H	LWH	\$2,078.04
2017	7	285	6349145	CWHR-LC-54 - Maikhoul - Program Delivery	14H	LWH	\$976.80
2017	7	285	6401624	CWHR-LC-54 - Maikhoul - Program Delivery	14H	LWH	\$390.06
2017	7	285	6410119	CWHR-LC-54 - Maikhoul - Program Delivery	14H	LWH	\$651.25
2018	6	304	6410122	CWHR-LC-56 - Jenkins - Program Delivery	14H	LWH	\$2,430.90
					14H	Matrix Code	\$11,205.91
Total						\$178,489.95	

LINE 27 DETAIL: ACTIVITIES INCLUDED IN THE COMPUTATION OF LINE 27

Plan Year	IDIS Project	IDIS Activity	Voucher Number	Activity to prevent, prepare for, and respond to Coronavirus	Activity Name	Grant Number	Fund Type	Matrix Code	National Objective	Drawn Amount
2019	10	295	6401612	No	Meals on Wheels	B19UC420011	EN	05A	LWC	\$18,603.48
								05A	Matrix Code	\$18,603.48
2019	8	293	6390544	No	LVCIL - PLACE	B19UC420011	EN	05B	LWC	\$1,276.47
2019	8	293	6401612	No	LVCIL - PLACE	B19UC420011	EN	05B	LWC	\$6,663.65
								05B	Matrix Code	\$7,940.12
2019	11	296	6390544	No	North Penn Legal Services	B19UC420011	EN	05C	LWC	\$3,831.29
2019	11	296	6401612	No	North Penn Legal Services	B19UC420011	EN	05C	LWC	\$3,149.80
								05C	Matrix Code	\$6,981.09
2019	2	291	6390544	No	CIS - Career Supports at LCTI	B19UC420011	EN	05D	LWC	\$4,790.96



Office of Community Planning and Development
 U.S. Department of Housing and Urban Development
 Integrated Disbursement and Information System
 PR25 - CDBG Financial Summary Report
 Program Year 2019
 LEHIGH COUNTY, PA

DATE: 08-04-21
 TIME: 12:48
 PAGE: 3

Plan Year	IDIS Project	IDIS Activity	Voucher Number	Activity to prevent, prepare for, and respond to Coronavirus	Activity Name	Grant Number	Fund Type	Matrix Code	National Objective	Drawn Amount
2019	2	291	6401612	No	CIS - Career Supports at LCTI	B19UC420011	EN	05D	LWC	\$15,493.60
2019	2	291	6410123	No	CIS - Career Supports at LCTI	B19UC420011	EN	05D	LWC	\$2,440.76
									Matrix Code	\$22,715.32
2019	6	297	6401612	No	LCCC Foundation - ESL	B19UC420011	EN	05H	LWC	\$3,307.19
2019	14	294	6350544	No	The Literacy Center	B19UC420011	EN	05H	LWC	\$1,838.28
2019	14	294	6410123	No	The Literacy Center	B19UC420011	EN	05H	LWC	\$3,255.52
									Matrix Code	\$8,400.99
2019	1	290	6350544	No	Catholic Charities - SSIP	B19UC420011	EN	05Q	LWC	\$7,309.48
2019	1	290	6401612	No	Catholic Charities - SSIP	B19UC420011	EN	05Q	LWC	\$19,078.23
2019	1	290	6410123	No	Catholic Charities - SSIP	B19UC420011	EN	05Q	LWC	\$295.33
									Matrix Code	\$26,683.04
				No	Activity to prevent, prepare for, and respond to Coronavirus					\$91,324.04
Total										\$91,324.04

LINE 37 DETAIL: ACTIVITIES INCLUDED IN THE COMPUTATION OF LINE 37

Plan Year	IDIS Project	IDIS Activity	Voucher Number	Activity Name	Matrix Code	National Objective	Drawn Amount
2019	16	298	6350685	Administration	21A		\$61,778.67
2019	16	298	6403552	Administration	21A		\$101,968.56
					21A	Matrix Code	\$163,747.23
Total							\$163,747.23



LEHIGH COUNTY

Count of CDBG Activities with Disbursements by Activity Group & Matrix Code

Activity Group	Activity Category	Open Count	Open Activities Disbursed	Completed Count	Completed Activities Disbursed	Program Year Count	Total Activities Disbursed
Acquisition	Clearance and Demolition (04)	1	\$0.00	0	\$0.00	1	\$0.00
	Total Acquisition	1	\$0.00	0	\$0.00	1	\$0.00
Housing	Rehab; Single-Unit Residential (14A)	3	\$9,500.00	9	\$66,460.00	12	\$75,960.00
	Rehab; Multi-Unit Residential (14B)	1	\$43,608.82	0	\$0.00	1	\$43,608.82
	Rehabilitation Administration (14H)	1	\$2,430.90	9	\$8,775.01	10	\$11,205.91
	Total Housing	5	\$55,539.72	18	\$75,235.01	23	\$130,774.73
Public Facilities and Improvements	Parks, Recreational Facilities (03F)	0	\$0.00	1	\$0.00	1	\$0.00
	Parking Facilities (03G)	1	\$0.00	0	\$0.00	1	\$0.00
	Street Improvements (03K)	0	\$0.00	1	\$0.00	1	\$0.00
	Sidewalks (03L)	2	\$0.00	3	\$0.00	5	\$0.00
	Non-Residential Historic Preservation (16B)	0	\$0.00	1	\$60,000.00	1	\$60,000.00
	Total Public Facilities and Improvements	3	\$0.00	6	\$60,000.00	9	\$60,000.00
Public Services	Senior Services (05A)	0	\$0.00	1	\$18,603.48	1	\$18,603.48
	Services for Persons with Disabilities (05B)	0	\$0.00	2	\$7,940.12	2	\$7,940.12
	Legal Services (05C)	0	\$0.00	2	\$6,981.09	2	\$6,981.09
	Youth Services (05D)	0	\$0.00	2	\$22,715.32	2	\$22,715.32
	Employment Training (05H)	2	\$0.00	3	\$8,400.99	5	\$8,400.99
	Subsistence Payment (05Q)	0	\$0.00	1	\$26,683.04	1	\$26,683.04
	Total Public Services	2	\$0.00	11	\$91,324.04	13	\$91,324.04
General Administration and Planning	General Program Administration (21A)	0	\$0.00	2	\$163,747.23	2	\$163,747.23
	Total General Administration and Planning	0	\$0.00	2	\$163,747.23	2	\$163,747.23
Grand Total		11	\$55,539.72	37	\$390,306.28	48	\$445,846.00



LEHIGH COUNTY

CDBG Sum of Actual Accomplishments by Activity Group and Accomplishment Type

Activity Group	Matrix Code	Accomplishment Type	Open Count	Completed Count	Program Year Totals
Acquisition	Clearance and Demolition (04)	Public Facilities	0	0	0
	Total Acquisition		0	0	0
Housing	Rehab; Single-Unit Residential (14A)	Housing Units	1	15	16
	Rehab; Multi-Unit Residential (14B)	Housing Units	41	0	41
	Rehabilitation Administration (14H)	Housing Units	0	5	5
	Total Housing		42	20	62
Public Facilities and Improvements	Parks, Recreational Facilities (03F)	Public Facilities	0	1,810	1,810
	Parking Facilities (03G)	Public Facilities	4,040	0	4,040
	Street Improvements (03K)	Persons	0	2,035	2,035
	Sidewalks (03L)	Public Facilities	381	2,172	2,553
	Non-Residential Historic Preservation (16B)	Organizations	0	1	1
	Total Public Facilities and Improvements		4,421	6,018	10,439
Public Services	Senior Services (05A)	Persons	0	57	57
	Services for Persons with Disabilities (05B)	Persons	0	134	134
	Legal Services (05C)	Persons	0	118	118
	Youth Services (05D)	Persons	0	44	44
	Employment Training (05H)	Persons	2	81	83
	Subsistence Payment (05Q)	Persons	0	26	26
	Total Public Services		2	460	462
Grand Total			4,465	6,498	10,963



LEHIGH COUNTY

CDBG Beneficiaries by Racial / Ethnic Category

Housing-Non Housing	Race	Total Persons	Total Hispanic Persons	Total Households	Total Hispanic Households
Housing	White	0	0	61	9
	Black/African American	0	0	1	0
	Total Housing	0	0	62	9
Non Housing	White	2,883	115	0	0
	Black/African American	52	4	0	0
	Asian	17	0	0	0
	American Indian/Alaskan Native	10	0	0	0
	Asian & White	1	0	0	0
	Black/African American & White	1	0	0	0
	Other multi-racial	51	36	0	0
	Total Non Housing	3,015	155	0	0
	Grand Total	3,015	155	62	9



LEHIGH COUNTY

CDBG Beneficiaries by Income Category

	Income Levels	Owner Occupied	Renter Occupied	Persons
Housing	Extremely Low (<=30%)	4	0	0
	Low (>30% and <=50%)	0	41	0
	Mod (>50% and <=80%)	3	0	0
	Total Low-Mod	7	41	0
	Non Low-Mod (>80%)	0	0	0
	Total Beneficiaries	7	41	0
Non Housing	Extremely Low (<=30%)	0	0	120
	Low (>30% and <=50%)	0	0	2,674
	Mod (>50% and <=80%)	0	0	39
	Total Low-Mod	0	0	2,833
	Non Low-Mod (>80%)	0	0	4
	Total Beneficiaries	0	0	2,837

U.S. DEPARTMENT OF HOUSING AND
 URBAN DEVELOPMENT
 OFFICE OF COMMUNITY PLANNING AND
 DEVELOPMENT
 PR01 - HUD Grants and Program Income

DATE: 3/26/2021
 TIME: 10:40:58 AM
 PAGE: 1/8

IDIS

Program	Fund Type	Grantee Name	Grantee State Code	Grant Year	Grant Number	Authorized Amount				
CDBG	EN	LEHIGH COUNTY	PA	2007	B07UC420011	\$1,432,485.00				
				2008	B08UC420011	\$1,383,561.00				
				2009	B09UC420011	\$1,400,232.00				
				2010	B10UC420011	\$1,572,129.00				
				2011	B11UC420011	\$1,312,671.00				
				2012	B12UC420011	\$1,139,549.00				
				2013	B13UC420011	\$1,151,731.00				
				2014	B14UC420011	\$1,152,713.00				
				2015	B15UC420011	\$1,128,880.00				
				2016	B16UC420011	\$1,116,773.00				
				2017	B17UC420011	\$1,118,857.00				
				2018	B18UC420011	\$1,227,196.00				
				2019	B19UC420011	\$1,216,119.00				
				2020	B20UC420011	\$1,288,096.00				
				LEHIGH COUNTY S						\$17,640,992.00
				EN Subtotal:						\$17,640,992.00
				SU	LEHIGH COUNTY	PA	1999	B99DC420001	\$1,660,276.38	
							2000	B00DC420001	\$643,105.00	
							2001	B01DC420001	\$689,936.00	
							2002	B02DC420001	\$708,455.00	
							2003	B03DC420001	\$720,632.00	
							2004	B04DC420001	\$743,226.00	
							2005	B05DC420001	\$697,246.00	
2006	B06DC420001	\$581,844.00								
LEHIGH COUNTY S						\$6,444,720.38				
SU Subtotal:						\$6,444,720.38				
PI	LEHIGH COUNTY	PA	2009	B09UC420011	\$19,960.00					
			2011	B11UC420011	\$6,375.30					
			2014	B14UC420011	\$25,750.00					
			2018	B18UC420011	\$21,247.80					
LEHIGH COUNTY S						\$73,333.10				
PI Subtotal:						\$73,333.10				
GRANTEE						\$24,159,045.48				

U.S. DEPARTMENT OF HOUSING AND
 URBAN DEVELOPMENT
 OFFICE OF COMMUNITY PLANNING AND
 DEVELOPMENT
 PR01 - HUD Grants and Program Income

DATE: 3/26/2021
 TIME: 10:40:58 AM
 PAGE: 2/8

IDIS

Program	Fund Type	Grantee Name	Grantee State Code	Grant Year	Grant Number	Suballocated Amount				
CDBG	EN	LEHIGH COUNTY	PA	2007	B07UC420011	\$0.00				
				2008	B08UC420011	\$0.00				
				2009	B09UC420011	\$0.00				
				2010	B10UC420011	\$0.00				
				2011	B11UC420011	\$0.00				
				2012	B12UC420011	\$0.00				
				2013	B13UC420011	\$0.00				
				2014	B14UC420011	\$0.00				
				2015	B15UC420011	\$0.00				
				2016	B16UC420011	\$0.00				
				2017	B17UC420011	\$0.00				
				2018	B18UC420011	\$0.00				
				2019	B19UC420011	\$0.00				
				2020	B20UC420011	\$0.00				
				LEHIGH COUNTY S						\$0.00
				EN Subtotal:						\$0.00
				SU	LEHIGH COUNTY	PA	1999	B99DC420001	\$0.00	
							2000	B00DC420001	\$0.00	
							2001	B01DC420001	\$0.00	
							2002	B02DC420001	\$0.00	
							2003	B03DC420001	\$0.00	
							2004	B04DC420001	\$0.00	
							2005	B05DC420001	\$0.00	
2006	B06DC420001	\$0.00								
LEHIGH COUNTY S							\$0.00			
SU Subtotal:							\$0.00			
PI	LEHIGH COUNTY	PA	2009	B09UC420011	\$0.00					
			2011	B11UC420011	\$0.00					
			2014	B14UC420011	\$0.00					
			2018	B18UC420011	\$0.00					
			LEHIGH COUNTY S						\$0.00	
PI Subtotal:						\$0.00				
GRANTEE						\$0.00				

U.S. DEPARTMENT OF HOUSING AND
 URBAN DEVELOPMENT
 OFFICE OF COMMUNITY PLANNING AND
 DEVELOPMENT
 PR01 - HUD Grants and Program Income

DATE: 3/26/2021
 TIME: 10:40:58 AM
 PAGE: 3/8

IDIS

Program	Fund Type	Grantee Name	Grantee State Code	Grant Year	Grant Number	Amount Committed to Activities				
CDBG	EN	LEHIGH COUNTY	PA	2007	B07UC420011	\$1,432,485.00				
				2008	B08UC420011	\$1,383,561.00				
				2009	B09UC420011	\$1,400,232.00				
				2010	B10UC420011	\$1,572,129.00				
				2011	B11UC420011	\$1,312,671.00				
				2012	B12UC420011	\$1,139,549.00				
				2013	B13UC420011	\$1,151,731.00				
				2014	B14UC420011	\$1,152,713.00				
				2015	B15UC420011	\$1,128,880.00				
				2016	B16UC420011	\$1,116,773.00				
				2017	B17UC420011	\$1,118,857.00				
				2018	B18UC420011	\$1,077,212.69				
				2019	B19UC420011	\$963,217.68				
				2020	B20UC420011	\$0.00				
				LEHIGH COUNTY S						\$15,950,011.37
				EN Subtotal:						\$15,950,011.37
				SU	LEHIGH COUNTY	PA	1999	B99DC420001	\$1,660,276.38	
							2000	B00DC420001	\$643,105.00	
							2001	B01DC420001	\$689,936.00	
							2002	B02DC420001	\$708,455.00	
							2003	B03DC420001	\$720,632.00	
							2004	B04DC420001	\$743,226.00	
							2005	B05DC420001	\$697,246.00	
2006	B06DC420001	\$581,844.00								
LEHIGH COUNTY S							\$6,444,720.38			
SU Subtotal:							\$6,444,720.38			
PI	LEHIGH COUNTY	PA	2009	B09UC420011	\$19,960.00					
			2011	B11UC420011	\$6,375.30					
			2014	B14UC420011	\$25,750.00					
			2018	B18UC420011	\$21,247.80					
			LEHIGH COUNTY S						\$73,333.10	
PI Subtotal:						\$73,333.10				
GRANTEE						\$22,468,064.85				

U.S. DEPARTMENT OF HOUSING AND
 URBAN DEVELOPMENT
 OFFICE OF COMMUNITY PLANNING AND
 DEVELOPMENT
 PR01 - HUD Grants and Program Income

DATE: 3/26/2021
 TIME: 10:40:58 AM
 PAGE: 4/8

IDIS

Program	Fund Type	Grantee Name	Grantee State Code	Grant Year	Grant Number	Net Drawn Amount				
CDBG	EN	LEHIGH COUNTY	PA	2007	B07UC420011	\$1,432,485.00				
				2008	B08UC420011	\$1,383,561.00				
				2009	B09UC420011	\$1,400,232.00				
				2010	B10UC420011	\$1,572,129.00				
				2011	B11UC420011	\$1,312,671.00				
				2012	B12UC420011	\$1,139,549.00				
				2013	B13UC420011	\$1,151,731.00				
				2014	B14UC420011	\$1,152,713.00				
				2015	B15UC420011	\$1,128,880.00				
				2016	B16UC420011	\$1,116,773.00				
				2017	B17UC420011	\$959,655.05				
				2018	B18UC420011	\$770,235.56				
				2019	B19UC420011	\$943,717.68				
				2020	B20UC420011	\$0.00				
				LEHIGH COUNTY S						\$15,464,332.29
				EN Subtotal:						\$15,464,332.29
				SU	LEHIGH COUNTY	PA	1999	B99DC420001	\$1,660,276.38	
							2000	B00DC420001	\$643,105.00	
							2001	B01DC420001	\$689,936.00	
							2002	B02DC420001	\$708,455.00	
							2003	B03DC420001	\$720,632.00	
							2004	B04DC420001	\$743,226.00	
							2005	B05DC420001	\$697,246.00	
2006	B06DC420001	\$581,844.00								
LEHIGH COUNTY S							\$6,444,720.38			
SU Subtotal:							\$6,444,720.38			
PI	LEHIGH COUNTY	PA	2009	B09UC420011	\$19,960.00					
			2011	B11UC420011	\$6,375.30					
			2014	B14UC420011	\$25,750.00					
			2018	B18UC420011	\$21,247.80					
			LEHIGH COUNTY S						\$73,333.10	
PI Subtotal:						\$73,333.10				
GRANTEE						\$21,982,385.77				

U.S. DEPARTMENT OF HOUSING AND
 URBAN DEVELOPMENT
 OFFICE OF COMMUNITY PLANNING AND
 DEVELOPMENT
 PR01 - HUD Grants and Program Income

DATE: 3/26/2021
 TIME: 10:40:58 AM
 PAGE: 5/8

IDIS

Program	Fund Type	Grantee Name	Grantee State Code	Grant Year	Grant Number	FY YTD Net Draw Amount				
CDBG	EN	LEHIGH COUNTY	PA	2007	B07UC420011	\$0.00				
				2008	B08UC420011	\$0.00				
				2009	B09UC420011	\$0.00				
				2010	B10UC420011	\$0.00				
				2011	B11UC420011	\$0.00				
				2012	B12UC420011	\$0.00				
				2013	B13UC420011	\$0.00				
				2014	B14UC420011	\$0.00				
				2015	B15UC420011	\$0.00				
				2016	B16UC420011	\$0.00				
				2017	B17UC420011	\$90,865.09				
				2018	B18UC420011	\$45,074.21				
				2019	B19UC420011	\$688,646.41				
				2020	B20UC420011	\$0.00				
				LEHIGH COUNTY S						\$824,585.71
				EN Subtotal:						\$824,585.71
				SU	LEHIGH COUNTY	PA	1999	B99DC420001	\$0.00	
							2000	B00DC420001	\$0.00	
							2001	B01DC420001	\$0.00	
							2002	B02DC420001	\$0.00	
2003	B03DC420001	\$0.00								
2004	B04DC420001	\$0.00								
2005	B05DC420001	\$0.00								
2006	B06DC420001	\$0.00								
LEHIGH COUNTY S						\$0.00				
SU Subtotal:						\$0.00				
PI	LEHIGH COUNTY	PA	2009	B09UC420011	\$0.00					
			2011	B11UC420011	\$0.00					
			2014	B14UC420011	\$0.00					
			2018	B18UC420011	\$0.00					
LEHIGH COUNTY S						\$0.00				
PI Subtotal:						\$0.00				
GRANTEE						\$824,585.71				

U.S. DEPARTMENT OF HOUSING AND
 URBAN DEVELOPMENT
 OFFICE OF COMMUNITY PLANNING AND
 DEVELOPMENT
 PR01 - HUD Grants and Program Income

DATE: 3/26/2021
 TIME: 10:40:58 AM
 PAGE: 6/8

IDIS

Program	Fund Type	Grantee Name	Grantee State Code	Grant Year	Grant Number	Available to Commit				
CDBG	EN	LEHIGH COUNTY	PA	2007	B07UC420011	\$0.00				
				2008	B08UC420011	\$0.00				
				2009	B09UC420011	\$0.00				
				2010	B10UC420011	\$0.00				
				2011	B11UC420011	\$0.00				
				2012	B12UC420011	\$0.00				
				2013	B13UC420011	\$0.00				
				2014	B14UC420011	\$0.00				
				2015	B15UC420011	\$0.00				
				2016	B16UC420011	\$0.00				
				2017	B17UC420011	\$0.00				
				2018	B18UC420011	\$149,983.31				
				2019	B19UC420011	\$252,901.32				
				2020	B20UC420011	\$1,288,096.00				
				LEHIGH COUNTY S						\$1,690,980.63
				EN Subtotal:						\$1,690,980.63
				SU	LEHIGH COUNTY	PA	1999	B99DC420001	\$0.00	
							2000	B00DC420001	\$0.00	
							2001	B01DC420001	\$0.00	
							2002	B02DC420001	\$0.00	
							2003	B03DC420001	\$0.00	
							2004	B04DC420001	\$0.00	
2005	B05DC420001	\$0.00								
2006	B06DC420001	\$0.00								
LEHIGH COUNTY S							\$0.00			
SU Subtotal:							\$0.00			
PI	LEHIGH COUNTY	PA	2009	B09UC420011	\$0.00					
			2011	B11UC420011	\$0.00					
			2014	B14UC420011	\$0.00					
			2018	B18UC420011	\$0.00					
			LEHIGH COUNTY S						\$0.00	
PI Subtotal:						\$0.00				
GRANTEE						\$1,690,980.63				

U.S. DEPARTMENT OF HOUSING AND
 URBAN DEVELOPMENT
 OFFICE OF COMMUNITY PLANNING AND
 DEVELOPMENT
 PR01 - HUD Grants and Program Income

DATE: 3/26/2021
 TIME: 10:40:58 AM
 PAGE: 7/8

IDIS

Program	Fund Type	Grantee Name	Grantee State Code	Grant Year	Grant Number	Available to Draw				
CDBG	EN	LEHIGH COUNTY	PA	2007	B07UC420011	\$0.00				
				2008	B08UC420011	\$0.00				
				2009	B09UC420011	\$0.00				
				2010	B10UC420011	\$0.00				
				2011	B11UC420011	\$0.00				
				2012	B12UC420011	\$0.00				
				2013	B13UC420011	\$0.00				
				2014	B14UC420011	\$0.00				
				2015	B15UC420011	\$0.00				
				2016	B16UC420011	\$0.00				
				2017	B17UC420011	\$159,201.95				
				2018	B18UC420011	\$456,960.44				
				2019	B19UC420011	\$272,401.32				
				2020	B20UC420011	\$1,288,096.00				
				LEHIGH COUNTY S						\$2,176,659.71
				EN Subtotal:						\$2,176,659.71
				SU	LEHIGH COUNTY	PA	1999	B99DC420001	\$0.00	
							2000	B00DC420001	\$0.00	
							2001	B01DC420001	\$0.00	
							2002	B02DC420001	\$0.00	
							2003	B03DC420001	\$0.00	
							2004	B04DC420001	\$0.00	
							2005	B05DC420001	\$0.00	
2006	B06DC420001	\$0.00								
LEHIGH COUNTY S							\$0.00			
SU Subtotal:							\$0.00			
PI	LEHIGH COUNTY	PA	2009	B09UC420011	\$0.00					
			2011	B11UC420011	\$0.00					
			2014	B14UC420011	\$0.00					
			2018	B18UC420011	\$0.00					
			LEHIGH COUNTY S						\$0.00	
PI Subtotal:						\$0.00				
GRANTEE						\$2,176,659.71				

U.S. DEPARTMENT OF HOUSING AND
 URBAN DEVELOPMENT
 OFFICE OF COMMUNITY PLANNING AND
 DEVELOPMENT
 PR01 - HUD Grants and Program Income

DATE: 3/26/2021
 TIME: 10:40:58 AM
 PAGE: 8/8

IDIS

Program	Fund Type	Grantee Name	Grantee State Code	Grant Year	Grant Number	Recapture Amount				
CDBG	EN	LEHIGH COUNTY	PA	2007	B07UC420011	\$0.00				
				2008	B08UC420011	\$0.00				
				2009	B09UC420011	\$0.00				
				2010	B10UC420011	\$0.00				
				2011	B11UC420011	\$0.00				
				2012	B12UC420011	\$0.00				
				2013	B13UC420011	\$0.00				
				2014	B14UC420011	\$0.00				
				2015	B15UC420011	\$0.00				
				2016	B16UC420011	\$0.00				
				2017	B17UC420011	\$0.00				
				2018	B18UC420011	\$0.00				
				2019	B19UC420011	\$0.00				
				2020	B20UC420011	\$0.00				
				LEHIGH COUNTY S						\$0.00
				EN Subtotal:						\$0.00
				SU		LEHIGH COUNTY	PA	1999	B99DC420001	\$0.00
								2000	B00DC420001	\$0.00
								2001	B01DC420001	\$0.00
								2002	B02DC420001	\$0.00
2003	B03DC420001	\$0.00								
2004	B04DC420001	\$0.00								
2005	B05DC420001	\$0.00								
2006	B06DC420001	\$0.00								
LEHIGH COUNTY S						\$0.00				
SU Subtotal:						\$0.00				
PI		LEHIGH COUNTY	PA	2009	B09UC420011	\$0.00				
				2011	B11UC420011	\$0.00				
				2014	B14UC420011	\$0.00				
				2018	B18UC420011	\$0.00				
LEHIGH COUNTY S						\$0.00				
PI Subtotal:						\$0.00				
GRANTEE						\$0.00				

U.S. DEPARTMENT OF HOUSING AND
URBAN DEVELOPMENT
OFFICE OF COMMUNITY PLANNING AND
DEVELOPMENT
PR06 - Summary of Consolidated Plan
Projects for Report Year

DATE: 3/26/2021
TIME: 10:42:42 AM
PAGE: 1/4

IDIS

Plan IDIS Year Project	Project Title and Description	Program
2019 1	Catholic Charities - Self-Sufficiency & Intervention Program	Funds provide case management services and rent and utility assistance to eligible, low-income families in Lehigh County. CDBG
2	Communities in Schools of the Lehigh Valley Career Supports at LCTI	Communities in Schools Career Supports at LCTI will target at-risk students who require truancy interventions and additional case managed support to overcome challenges while supporting marketable skill development. CDBG
3	County of Lehigh County-Wide Housing Rehabilitation Program (CWHR)	Funds will be used to rehabilitate owner-occupied LMI properties. Program delivery is also included. CDBG
4	Emmaus Borough Curb Cuts	Removal of architectural barriers in the public rights-of-way by installing curb cuts and ramps, which meet ADA handicap accessibility requirements. The Borough will install approximately 23 curb cuts. CDBG
5	Fountain Hill Borough Street Reconstruction	Project consists of the full depth reconstruction of portions of two Borough Streets: Stanley Avenue from Bergen Street east to North Hoffert, and North Hoffert Street from Stanley Avenue north to Jeter Avenue. CDBG
6	Lehigh Carbon Community College Foundation ESL for Communication Success	Lehigh Carbon Community College will offer an English as a Second Language class at Whitehall High School for low-income residents of Whitehall and Coplay. CDBG
7	Lehigh Career & Technical Institute Scholarships for Low-Income Residents	Lehigh Career & Technical Institute (LCTI) proposes to provide four (4) scholarships for LMI individuals to attain a CDL-A and/or HEO certification. CDBG
8	Lehigh Valley Center for Independent Living - People Living in Accessible Community Environments (PL	Funding to provide housing location assistance to 42 disabled low- and moderate-income Lehigh County households in avoiding becoming homeless. Additionally, funding to be provided for fair housing workshops for landlords. CDBG
9	Macungie Borough Curb Cuts	Construction costs to install sixteen (16) ADA compliant ramps on S. Church Street from Main Street to Spruce Street in advance of the S. Church Street Reconstruction Project in 2021. CDBG
10	Meals on Wheels Meal Preparation and Delivery	Funds will be used to subsidize meals for elderly and disabled households through the purchase of supplies and prepared food. Volunteers will deliver one or two meals to homebound seniors and adults with disabilities who meet project criteria. CDBG
11	North Penn Legal Services LMI Legal Help	NPLS will provide advice, referrals, advocacy, and other housing-related legal aide to 40 low- and moderate-income people, as well as one (1) Fair Housing outreach session. CDBG
12	Salisbury Township Sanitary Sewer Rehabilitation	The Township proposes to use CDBG funds in census block group 006701, 3 to perform sanitary sewer rehabilitation and repairs in an effort to comply with an EPA Administrative Order. CDBG
13	Slatington Borough Memorial Park	Installation of lighting, addition of street parking along the north side of Kuntz Street, including ADA compliant parking spaces, addition of sidewalks, and replacement of ADA accessible curb ramps to make an accessible route to the public park. CDBG
14	The Literacy Center ESL & ABE Courses	Funding to prepare 30 Lehigh County adults to successfully pursue their professional and educational goals through literacy instruction. CDBG
15	Whitehall Township Curb Cuts	Installation of sixty-two (62) ADA curb ramps at various CDBG locations throughout the Township to improve handicap accessibility. CDBG

U.S. DEPARTMENT OF HOUSING AND
 URBAN DEVELOPMENT
 OFFICE OF COMMUNITY PLANNING AND
 DEVELOPMENT
 PR06 - Summary of Consolidated Plan
 Projects for Report Year

DATE: 3/26/2021
 TIME: 10:42:42 AM
 PAGE: 2/4

IDIS

Project Estimate	Committed Amount	Amount Drawn Thru Report Year	Amount Available to Draw	Amount Drawn in Report Year
\$29,700.00	\$28,852.22	\$26,683.04	\$2,169.18	\$26,683.04
\$25,000.00	\$25,000.00	\$22,715.32	\$2,284.68	\$22,715.32
\$200,000.00	\$0.00	\$0.00	\$0.00	\$0.00
\$34,700.00	\$34,700.00	\$0.00	\$34,700.00	\$0.00
\$284,050.00	\$284,050.00	\$0.00	\$284,050.00	\$0.00
\$6,000.00	\$3,307.19	\$3,307.19	\$0.00	\$3,307.19
\$19,500.00	\$19,500.00	\$0.00	\$19,500.00	\$0.00
\$15,062.00	\$14,739.96	\$7,940.12	\$6,799.84	\$7,940.12
\$11,600.00	\$11,600.00	\$0.00	\$11,600.00	\$0.00
\$20,000.00	\$20,000.00	\$18,603.48	\$1,396.52	\$18,603.48
\$10,000.00	\$10,000.00	\$6,981.09	\$3,018.91	\$6,981.09
\$90,799.00	\$90,799.00	\$0.00	\$90,799.00	\$0.00
\$98,085.00	\$98,085.00	\$0.00	\$98,085.00	\$0.00
\$15,000.00	\$15,000.00	\$5,093.80	\$9,906.20	\$5,093.80
\$113,400.00	\$88,804.47	\$0.00	\$88,804.47	\$0.00

U.S. DEPARTMENT OF HOUSING AND
 URBAN DEVELOPMENT
 OFFICE OF COMMUNITY PLANNING AND
 DEVELOPMENT
 PR06 - Summary of Consolidated Plan
 Projects for Report Year

DATE: 3/26/2021
 TIME: 10:42:42 AM
 PAGE: 3/4

IDIS

Plan IDIS Year Project	Project Title and Description	Program
2019 16	Administration	Funds for oversight, management, and administration of the CDBG Program.
17	CV - Catholic Charities - Rent Conciliation Program	A program to stay eviction proceedings for renters who are on the verge of being evicted due to lack of income from COVID-19.
18	CV - CACLV - CAFS - Foreclosure Assistance	Foreclosure mitigation counseling for households impacted by COVID-19.
19	CV - CACLV - Sixth Street Shelter	Assistance to families impacted by COVID-19 which are leaving the shelter with up to 3 months of rental assistance for apartments located in eligible areas of Lehigh County.
20	CV - Conference of Churches - Rental Assistance Program	Short-term rental assistance to avoid eviction for households living in eligible areas of Lehigh County.
21	CV - LCTI - COVID Scholarships	Scholarships for households impacted by job loss due to COVID-19. Short-term training options in high demand fields leading to industry certifications and immediate job placements at sustainable wages.
22	CV - Literacy Center - Workforce Development Online Education	Online classes to combat unemployment caused by COVID.
23	CV - NPLS - Virtual Housing Clinics	Clinics to provide advice and referrals to low-income people impacted by COVID-19 who are being evicted, foreclosed upon, denied housing, struggling with health problems, or living in housing with habitability issues.
24	CV - Administration	Program administration related to CDBG-CV projects.
25	CV - COVID Fall 2020 Impact Reserve	Reserved funding to address the impact of COVID during late 2020.

U.S. DEPARTMENT OF HOUSING AND
 URBAN DEVELOPMENT
 OFFICE OF COMMUNITY PLANNING AND
 DEVELOPMENT
 PR06 - Summary of Consolidated Plan
 Projects for Report Year

DATE: 3/26/2021
 TIME: 10:42:42 AM
 PAGE: 4/4

IDIS

Project Estimate	Committed Amount	Amount Drawn Thru Report Year	Amount Available to Draw	Amount Drawn in Report Year
\$243,223.00	\$218,779.84	\$163,747.23	\$55,032.61	\$163,747.23
\$118,500.00	\$0.00	\$0.00	\$0.00	\$0.00
\$15,000.00	\$0.00	\$0.00	\$0.00	\$0.00
\$50,000.00	\$0.00	\$0.00	\$0.00	\$0.00
\$105,480.00	\$0.00	\$0.00	\$0.00	\$0.00
\$30,000.00	\$0.00	\$0.00	\$0.00	\$0.00
\$30,000.00	\$0.00	\$0.00	\$0.00	\$0.00
\$20,000.00	\$0.00	\$0.00	\$0.00	\$0.00
\$73,795.00	\$0.00	\$0.00	\$0.00	\$0.00
\$315,085.00	\$0.00	\$0.00	\$0.00	\$0.00

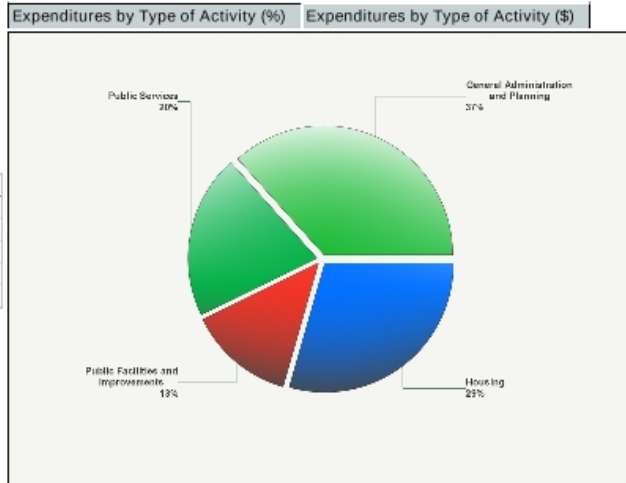


Program Year 2019 Funds

2019 CDBG Allocation	\$1,216,119.00
Program Income Received During Program Year 2019	\$0.00
Funds Returned to Local Program Account During Program Year 2019	\$0.00
Total Available¹	\$1,216,119.00

Expenditures²

Type of Activity	Expenditure	Percentage
Housing	\$130,774.73	29.33%
Public Facilities and Improvements	\$60,000.00	13.46%
Public Services	\$91,324.04	20.48%
General Administration and Planning	\$163,747.23	36.73%
Total	\$445,846.00	100.00%



Timeliness

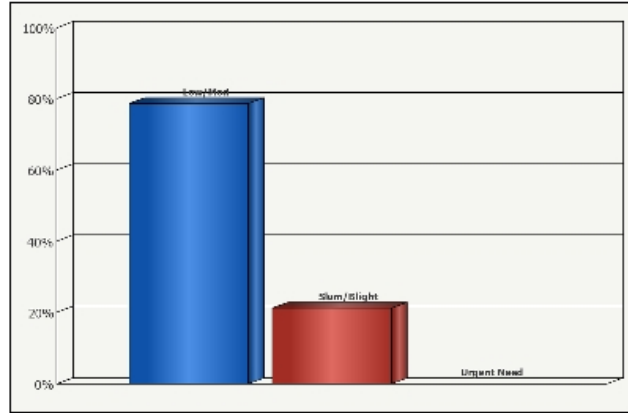
Timeliness Ratio - unexpended funds as percent of 2019 allocation	1.64
---	------



Program Targeting

- 1 -Percentage of Expenditures Assisting Low- and Moderate-Income Persons and Households Either Directly or On an Area Basis³
- 2 -Percentage of Expenditures That Benefit Low/Mod Income Areas
- 3 -Percentage of Expenditures That Aid in The Prevention or Elimination of Slum or Blight
- 4 -Percentage of Expenditures Addressing Urgent Needs
- 5 -Funds Expended in Neighborhood (Community For State) Revitalization Strategy Areas and by Community Development Financial Institution.
- 6 -Percentage of Funds Expended in Neighborhood (Community For State) Revitalization Strategy Areas and by Community Development Financial Institution

78.73%
 0.00%
 21.27%
 0.00%
 \$0.00
 0.00%



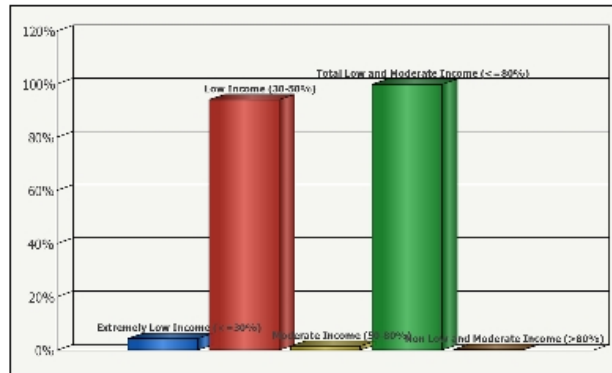


CDBG Beneficiaries by Racial/Ethnic Category*

Race	Total	Hispanic
White	96.92%	83.81%
Black/African American	1.35%	1.90%
Asian	0.49%	0.00%
American Indian/Alaskan Native	0.28%	0.00%
Native Hawaiian/Other Pacific Islander	0.00%	0.00%
American Indian/Alaskan Native & White	0.00%	0.00%
Asian & White	0.00%	0.00%
Black/African American & White	0.00%	0.00%
Amer. Indian/Alaskan Native & Black/African Amer.	0.00%	0.00%
Other multi-racial	0.97%	14.29%
Asian/Pacific Islander (valid until 03-31-04)	0.00%	0.00%
Hispanic (valid until 03-31-04)	0.00%	0.00%

Income of CDBG Beneficiaries

Income Level	Percentage
Extremely Low Income (<=30%)	4.30%
Low Income (30-50%)	94.11%
Moderate Income (50-80%)	1.46%
Total Low and Moderate Income (<=80%)	99.86%
Non Low and Moderate Income (>80%)	0.14%



Program Year 2019 Accomplishments



U.S. Department of Housing and Urban Development
Office of Community Planning and Development
Integrated Disbursement and Information System
CDBG Community Development Block Grant Performance Profile
PR54 - LEHIGH COUNTY, PA
Program Year From 10-01-2019 To 09-30-2020

DATE: 03-09-21
TIME: 14:57
PAGE: 4

Accomplishment	Number
Actual Jobs Created or Retained	0
Households Receiving Housing Assistance	48
Persons Assisted Directly, Primarily By Public Services and Public Facilities	2,837
Persons for Whom Services and Facilities were Available	0 ⁵
Units Rehabilitated-Single Units	3
Units Rehabilitated-Multi Unit Housing	41

Funds Leveraged for Activities Completed \$390,306.28

Notes

1 Also, additional funds may have been available from prior years.

2 The return of grant funds is not reflected in these expenditures.

3 Derived by dividing annual expenditures for low-and moderate-income activities by the total expenditures for all activities (excluding planning and administration, except when State planning activities have a national objective) during the program year.

4 For entitlement communities, these data are only for those activities that directly benefit low- and moderate-income persons or households. They do not include data for activities that provide assistance to low- and moderate-income persons on an area basis, activities that aid in the prevention and elimination of slums and blight, and activities that address urgent needs. For states, these data are reported for all activities that benefit low- and moderate-income persons or households, aid in the prevention and elimination of slums and blight, and address urgent needs.

5 This number represents the total number of persons/households for whom services/facilities were available for [in many cases] multiple area benefit activities as reported by grantees. A service or facility meeting the national objective of benefiting low- and moderate-income persons on an area basis is available to all residents of the area served by the activity. If one or more activities had the same or overlapping service areas, the number of persons served by each activity was used to calculate the total number served; e.g., if two activities providing different services had the same service area, the number of persons in the service area would be counted twice; once for each activity.



U.S. Department of Housing and Urban Development
 Office of Community Planning and Development
 Integrated Disbursement and Information System

DATE: 03-09-21
 TIME: 14:47
 PAGE: 1

Current CDBG Timeliness Report
 Grantee : LEHIGH COUNTY, PA

PGM YEAR	PGM YEAR START DATE	TIMELINESS TEST DATE	CDBG GRANT AMT	--- LETTER OF CREDIT BALANCE ---		DRAW RATIO		MINIMUM DISBURSEMENT TO MEET TEST	
				UNADJUSTED	ADJUSTED FOR PI	UNADJ	ADJ	UNADJUSTED	ADJUSTED
2019	10-01-19	08-02-20	1,216,119.00	1,992,742.68	1,992,742.68	1.64	1.64		
2020	10-01-20	08-02-21	1,288,096.00	2,176,659.71	2,176,659.71	1.69	1.69	244,516	244,516

NOTE: If ***** appears in place of ratio, then ratio cannot be calculated because either the grantee's current year grant has not been obligated in LOCCS or the current program year start and end dates have not been entered in IDIS.